

Fürstentum
Liechtenstein




**Motorfahrzeug-
statistik**

1. Juli 1999

**Amt für
Volkswirtschaft**
9490 Vaduz

Fürstentum
Liechtenstein



Motorfahrzeug-
statistik

1. Juli 1999

**Amt für
Volkswirtschaft**
9490 Vaduz

Inhaltsverzeichnis

Seite

| | |
|---------------------------------|-----|
| Inhaltsverzeichnis | I |
| Einleitung | III |

Motorfahrzeugbestand

Tabellen Motorfahrzeuge 1999.

| | |
|---|----|
| Wohnbevölkerung - Motorfahrzeuge - und Personenwagen - Veränderung zum Vorjahr seit 1960 | 3 |
| Autobusse, Autocars, Kleinbusse nach Herstellungsland und Marken..... | 4 |
| Personenwagen nach Anzahl und Marken..... | 5 |
| Personenwagen nach Herstellungsland und Marken..... | 8 |
| Liefer-, Lastwagen, Sattelschlepper, Spezialwagen, gewerbliche Traktoren nach Herstellungsland und Marken..... | 12 |
| Motor- Kleinmotor- und Motorfahräder nach Herstellungsland und Marken..... | 18 |
| Landwirtschaftliche Einachs- und Mehrachstraktoren nach Herstellungsland und Marken | 22 |
| Personenwagen nach Herstellungsland, Marken und Gemeinden..... | 25 |
| Anhänger nach Herstellungsland und Marken | 29 |
| Kleinbusse und Personenwagen (Benzintrieb) nach Herstellungsland und Marken, die die US-Norm 83 erfüllen | 39 |
| Kleinbusse und Personenwagen (Dieselantrieb) nach Herstellungsland und Marken, die die US-Norm 83 erfüllen | 42 |

Vergleichstabellen Motorfahrzeuge

| | |
|---|----|
| Autobusse, Autocars, Kleinbusse seit 1961 | 47 |
| Personenwagen seit 1961 | 48 |
| Liefer-, Lastwagen, Sattelschlepper, Spezialwagen, gewerbliche Traktoren seit 1961 | 49 |
| Personenwagen nach Gemeinden seit 1963 | 50 |
| Personenwagen nach ausgewählten Marken 1965 bis 1993 | 51 |
| Personenwagen nach Anzahl und Marken seit 1994 | 52 |
| Personenwagen nach Steuer-PS seit 1965 | 53 |
| Motorräder nach Hubraum, Kleinmotorräder, Roller, Motorfahräder seit 1965..... | 54 |
| Landwirtschaftstraktoren (Markentraktoren) nach Steuer-PS seit 1965 | 55 |
| Landwirtschaftstraktoren (Autotraktoren) nach Steuer-PS 1965 bis 1982..... | 56 |
| Motorfahrzeuge auf 1'000 Einwohner im Fürstentum Liechtenstein, der Schweiz und Österreich seit 1970 | 57 |

| | |
|--|----|
| Ein Personenwagen usw. entfällt auf ... Einwohner in Liechtenstein, der Schweiz und Österreich seit 1970 | 58 |
|--|----|

Neue Motorfahrzeuge

| | |
|--|----|
| In Verkehr gesetzte neue Fahrzeuge nach Monaten im Jahre 1998 | 61 |
| In Verkehr gesetzte neue Fahrzeuge nach Arten seit 1963 | 62 |
| In Verkehr gesetzte neue Fahrzeuge nach Monaten seit 1963 (inkl. Anhänger) | 63 |
| In Verkehr gesetzte neue Personenwagen nach Monaten seit 1963 | 64 |
| In Verkehr gesetzte neue Personenwagen nach Fabrikmarke seit 1994 | 65 |

Strassenverkehr

| | |
|--|----|
| Bestand der im Verkehr stehenden Motorfahrzeuge und Anhänger seit 1936 | 69 |
| Kleinbusse und Personenwagen seit 1986 (US-Norm 83 erfüllende) | 70 |
| Graphik: Personenwagen, US-Norm 83 erfüllende und total | 70 |

Einleitung

I. Gesamtübersicht

Am 1. Juli 1999 (1. Juli 1998) waren bei der Motorfahrzeugkontrolle insgesamt 28'631 (27'503) in Verkehr stehende Motorfahrzeuge registriert:

| | Bestand | | Veränderung | |
|--|---------------|-----------------|---------------|--------------|
| Personenwagen | 21'150 | (20'469) | +681 | +3.3% |
| Kleinbusse | 49 | (67) | -18 | -26.9% |
| Autocars und Autobusse | 66 | (65) | +1 | +1.5% |
| Liefer-, Lastwagen und Sattelschlepper | 2'428 | (2'308) | +120 | +5.2% |
| Spezialwagen | 456 | (445) | +11 | +2.5% |
| Gewerbliche und landwirtschaftliche Traktoren | 919 | (903) | +16 | +1.8% |
| <i>Total Motorwagen</i> | <i>25'068</i> | <i>(24'257)</i> | <i>+811</i> | <i>+3.3%</i> |
| Motorräder, Kleinmotorräder und Motorfahrräder | 3'563 | (3'246) | +317 | +9.8% |
| Total Motorfahrzeuge | 28'631 | (27'503) | +1'128 | +4.1% |

Auf 1'000 Einwohner jeden Alters entfallen in Liechtenstein 661 (654) Personenwagen bzw. 894 (878) Motorfahrzeuge. Anders ausgedrückt: 1 Personenwagen entfällt auf 1.5 (1.5) Einwohner, 1 Motorfahrzeug auf 1.1 (1.1) Einwohner.

II. Einzelübersicht

1. Personenwagen nach Gemeinden

Am Stichtag 1. Juli 1999 (1. Juli 1998) standen 21'150 (20'469) Personenwagen in Verkehr, und zwar in:

| | | |
|----------------------|---------------|-----------------|
| Vaduz | 3'962 | (3'813) |
| Triesen | 2'865 | (2'757) |
| Balzers | 2'451 | (2'373) |
| Triesenberg | 1'495 | (1'484) |
| Schaan | 3'629 | (3'527) |
| Planken | 213 | (208) |
| Eschen | 2'215 | (2'144) |
| Mauren | 2'028 | (1'959) |
| Gamprin | 790 | (769) |
| Ruggell | 994 | (957) |
| Schellenberg | 508 | (478) |
| Liechtenstein | 21'150 | (20'469) |

2. Personenwagen und Kleinbusse, die die US-Norm 83 erfüllen

Am 1. Juli 1999 (1. Juli 1998) waren 19'065 (17'885) Personenwagen und Kleinbusse registriert, die die US-Norm 83 erfüllen, dies sind 89.9% (87.1%) des Bestandes.

3. Personenwagen nach Anzahl und Marken

| 1999 | |
|---------|-------|
| VW | 4'099 |
| Opel | 2'013 |
| Audi | 1'602 |
| Toyota | 1'510 |
| Ford | 1'350 |
| Renault | 1'346 |

| 1998 | |
|---------|-------|
| VW | 3'922 |
| Opel | 2'021 |
| Toyota | 1'538 |
| Audi | 1'507 |
| Renault | 1'308 |
| Ford | 1'305 |

| 1997 | |
|---------|-------|
| VW | 3'871 |
| Opel | 2'026 |
| Toyota | 1'497 |
| Audi | 1'434 |
| Ford | 1'294 |
| Renault | 1'269 |

4. Personenwagen nach Steuer-PS

Die in Verkehr stehenden Personenwagen verteilen sich auf folgende Steuerklassen:¹

| | Steuer-PS | cm ³ | Anzahl |
|---------------|---------------|-----------------|------------------------|
| Personenwagen | bis 5.4 | bis 1'079 | 326 (324) |
| Personenwagen | 5.5 - 6.4 | 1'080 - 1'275 | 1'223 (1'214) |
| Personenwagen | 6.5 - 10.4 | 1'276 - 2'061 | 12'431 (12'059) |
| Personenwagen | 10.5 - 15.4 | 2'062 - 3'042 | 5'364 (5'202) |
| Personenwagen | 15.5 - 20.4 | 3'043 - 4'024 | 874 (804) |
| Personenwagen | 20.5 und mehr | 4'025 und mehr | 927 (862) |
| Elektromobile | | | 5 (4) |
| Total | | | 21'150 (20'469) |

5. Autobusse, Autocars, Kleinbusse

Am 1. 7. 1999 (1998) standen 66 (65) Autobusse, Autocars
und 49 (67) Kleinbusse in Verkehr.

6. Last- und Lieferwagen sowie Sattelschlepper

Die Last- und Lieferwagen sowie Sattelschlepper verteilen sich nach Nutzlast wie folgt:

| | | |
|------------------|--------------|----------------|
| bis 1000 kg | 647 | (561) |
| 1001 - 1600 kg | 861 | (863) |
| 1601 - 3000 kg | 125 | (129) |
| 3001 - 5000 kg | 16 | (18) |
| 5001 - 6500 kg | 23 | (21) |
| 6501 und mehr kg | 756 | (716) |
| Total | 2'428 | (2'308) |

7. Spezialwagen

Bestand am 1. Juli 1999 (1998): Spezialwagen 456 (445)

¹ 1 Steuer-PS = 196.34 cm³
oder 1000 cm³ = 5.093 Steuer-PS

8. Motorräder, Kleinmotorräder, Motorfahräder, Dreirädrige Motorfahrzeuge und Kleinmotorfahrzeuge

Der Bestand der Zweiradmotorfahrzeuge verteilt sich auf:

| | | |
|--|--------------|----------------|
| Motorräder | 2'063 | (1'895) |
| Kleinmotorräder | 366 | (331) |
| Motorfahräder | 1'120 | (1'009) |
| Dreirädrige Motorfahrz./Kleinmotorfahrz. | 14 | (11) |
| Total | 3'563 | (3'246) |

9. Gewerbliche und landwirtschaftliche Traktoren

Am Stichtag 1. Juli 1999 (1998) standen 919 (903) gewerbliche und landwirtschaftliche Fahrzeuge im Verkehr. Davon entfallen:

| | | |
|---|------------|--------------|
| Gewerbliche und landwirtschaftliche Traktoren | 857 | (840) |
| Landwirtschaftliche Einachser | 62 | (63) |
| Total | 919 | (903) |

III. In Verkehr gesetzte neue Fahrzeuge

Im Jahre 1998 (1997) wurden 2'470 (2'142) neue Motorfahrzeuge in Verkehr gesetzt. Das sind 15.3% mehr als im Jahre zuvor. Die Aufteilung der neuen Fahrzeuge nach Fahrzeugarten ergibt folgendes Bild:

| | | |
|---|--------------|----------------|
| Personenwagen | 1'900 | (1'676) |
| Kleinbusse | 9 | (6) |
| Autobusse, Autocars | 3 | (2) |
| Liefer-, Lastwagen und Sattelschlepper | 217 | (184) |
| Spezialwagen | 23 | (21) |
| Gewerbliche Traktoren | 1 | (3) |
| Landwirtschaftliche Traktoren inkl. Einachser | 18 | (11) |
| | 2'171 | (1'903) |
| Motor- und Kleinmotorräder, Motorfahräder | 299 | (239) |
| Total Motorfahrzeuge | 2'470 | (2'142) |
| Anhänger | 235 | (178) |
| Total Fahrzeuge | 2'705 | (2'320) |

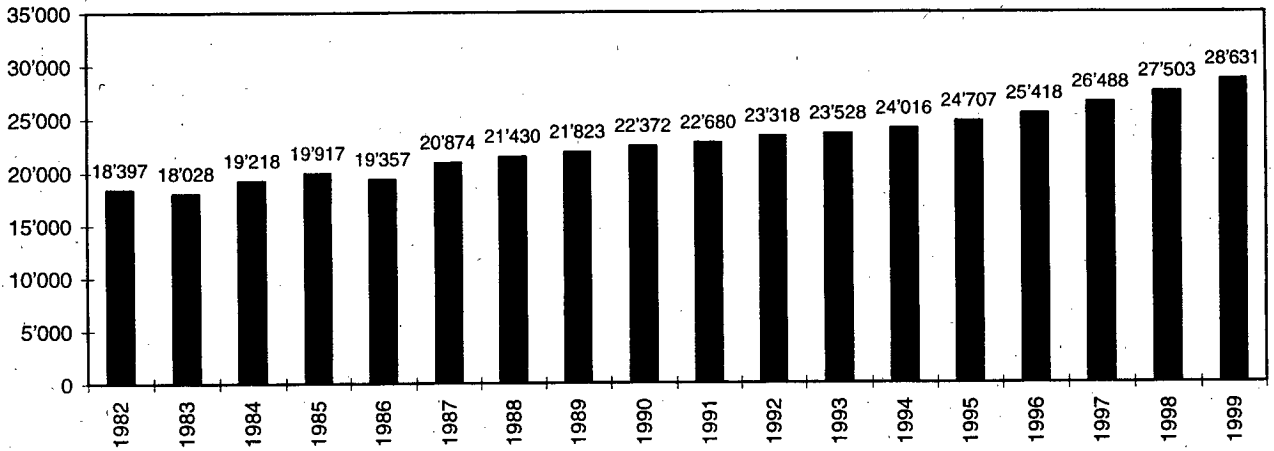
Wiedergabe mit Quellenangabe erwünscht.

Vaduz, den 17. September 1999

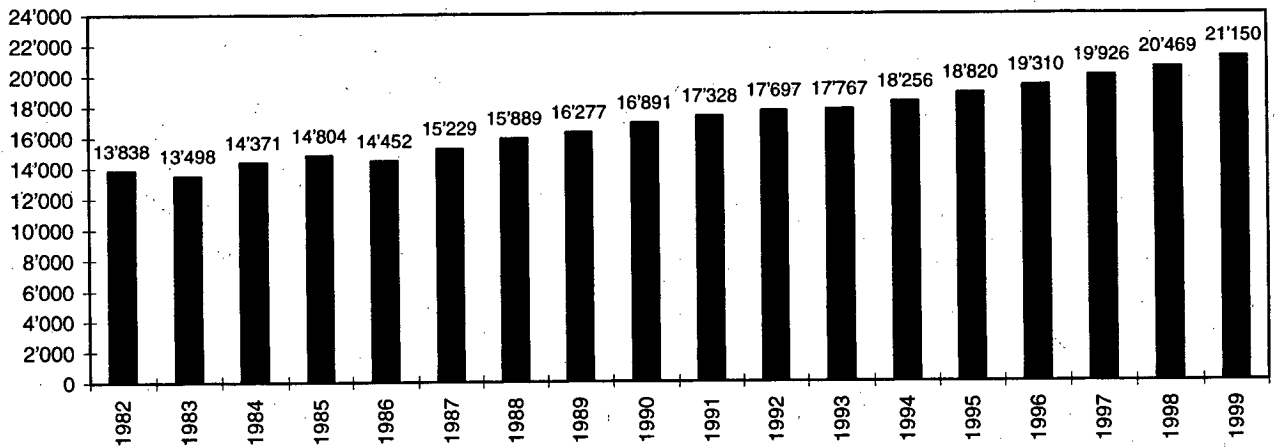
AMT FÜR VOLKSWIRTSCHAFT
DES FÜRSTENTUMS LIECHTENSTEIN

Bestand Motorfahrzeuge und Personenwagen sowie in Verkehr gesetzte neue Personenwagen

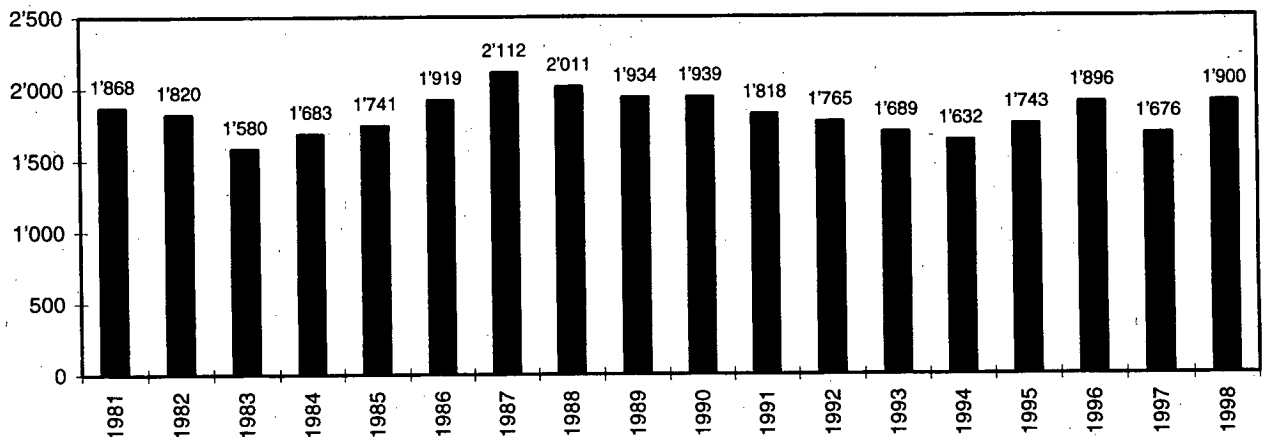
Motorfahrzeugbestand per 1. Juli



Personenwagenbestand per 1. Juli



In Verkehr gesetzte neue Personenwagen



Tabellen

Wohnbevölkerung - Motorfahrzeuge - Personenwagen - Veränderung zum Vorjahr seit 1960¹

| Jahr | Wohnbevölkerung ⁴ | Motorfahrzeuge | | | Personenwagen | | | Veränderung (Index) | | |
|-------------------|------------------------------|----------------|--------------------------|------|---------------|--------------------------|------|---------------------|---------------|----------------|
| | | Total | Veränderung zum Vorjahre | | Total | Veränderung zum Vorjahre | | Wohnbevölkerung | Personenwagen | Motorfahrzeuge |
| | | | im Ganzen | in % | | im Ganzen | in % | | | |
| 1960 | 16'274 | 3'063 | | | 1'815 | | | 100.0 | 100.0 | 100.0 |
| 1961 | 16'628 | 3'071 | 8 | 0.3 | 1'869 | 54 | 3.0 | 102.2 | 103.0 | 100.3 |
| 1962 | 17'125 | 3'477 | 406 | 13.2 | 2'218 | 349 | 18.7 | 105.2 | 122.2 | 113.5 |
| 1963 | 17'761 | 3'788 | 311 | 8.9 | 2'494 | 276 | 12.4 | 109.1 | 137.4 | 123.7 |
| 1964 | 18'425 | 4'471 | 683 | 18.0 | 2'951 | 457 | 18.3 | 113.2 | 162.6 | 146.0 |
| 1965 | 19'085 | 5'042 | 571 | 12.8 | 3'408 | 457 | 15.5 | 117.3 | 187.8 | 164.6 |
| 1966 | 19'304 | 5'520 | 478 | 9.5 | 3'803 | 395 | 11.6 | 118.6 | 209.5 | 180.2 |
| 1967 | 19'916 | 6'147 | 627 | 11.4 | 4'283 | 480 | 12.6 | 122.4 | 236.0 | 200.7 |
| 1968 | 20'433 | 6'596 | 449 | 7.3 | 4'697 | 414 | 9.7 | 125.6 | 258.8 | 215.3 |
| 1969 | 21'237 | 7'524 | 928 | 14.1 | 5'325 | 628 | 13.4 | 130.5 | 293.4 | 245.6 |
| 1970 | 20'930 | 8'662 | 1'138 | 15.1 | 6'210 | 885 | 16.6 | 128.6 | 342.1 | 282.8 |
| 1971 | 21'350 | 9'621 | 959 | 11.1 | 7'124 | 914 | 14.7 | 131.2 | 392.5 | 314.1 |
| 1972 | 21'850 | 10'553 | 932 | 9.7 | 7'867 | 743 | 10.4 | 134.3 | 433.4 | 344.5 |
| 1973 | 22'414 | 11'260 | 707 | 6.7 | 8'447 | 580 | 7.4 | 137.7 | 465.4 | 367.6 |
| 1974 | 23'156 | 12'126 | 866 | 7.7 | 9'129 | 682 | 8.1 | 142.3 | 503.0 | 395.9 |
| 1975 | 23'745 | 12'400 | 274 | 2.3 | 9'413 | 284 | 3.1 | 145.9 | 518.6 | 404.8 |
| 1976 | 23'947 | 12'707 | 307 | 2.5 | 9'899 | 486 | 5.2 | 147.1 | 545.4 | 414.9 |
| 1977 | 24'169 | 13'322 | 615 | 4.8 | 10'354 | 455 | 4.6 | 148.5 | 570.5 | 434.9 |
| 1978 | 24'715 | 14'321 | 999 | 7.5 | 11'120 | 766 | 7.4 | 151.9 | 612.7 | 467.5 |
| 1979 | 25'340 | 15'193 | 872 | 6.1 | 11'869 | 749 | 6.7 | 155.7 | 653.9 | 496.0 |
| 1980 | 25'808 | 15'885 | 192 | 1.3 | 12'569 | 700 | 5.9 | 158.6 | 692.5 | 518.6 |
| 1981 | 25'215 | 16'797 | 1'412 | 5.7 | 13'217 | 648 | 5.2 | 154.9 | 728.2 | 548.4 |
| 1982 | 26'130 | 17'591 | 794 | 4.7 | 13'838 | 621 | 4.7 | 160.6 | 762.4 | 574.3 |
| 1983 ² | 26'380 | 17'217 | -374 | -2.1 | 13'498 | -340 | -2.5 | 162.1 | 743.7 | 562.1 |
| 1984 | 26'512 | 18'365 | 1'148 | 6.7 | 14'371 | 873 | 6.5 | 162.9 | 791.8 | 599.6 |
| 1985 | 26'680 | 19'037 | 672 | 3.7 | 14'804 | 433 | 3.0 | 163.9 | 815.6 | 621.5 |
| 1986 ³ | 27'076 | 18'500 | -537 | -2.8 | 14'452 | -352 | -2.4 | 166.4 | 796.3 | 604.0 |
| 1987 | 27'399 | 20'006 | 1'506 | 8.1 | 15'229 | 777 | 5.4 | 168.4 | 839.1 | 653.2 |
| 1988 | 27'714 | 20'558 | 552 | 2.8 | 15'889 | 660 | 4.3 | 170.3 | 875.4 | 671.2 |
| 1989 | 28'181 | 21'823 | 1'265 | 6.2 | 16'277 | 388 | 2.4 | 173.2 | 896.8 | 712.5 |
| 1990 | 28'452 | 22'372 | 549 | 2.5 | 16'891 | 614 | 3.8 | 174.8 | 930.6 | 730.4 |
| 1991 | 29'032 | 22'680 | 308 | 1.4 | 17'328 | 437 | 2.6 | 178.4 | 954.7 | 740.5 |
| 1992 | 29'386 | 23'318 | 638 | 2.8 | 17'697 | 369 | 2.1 | 180.6 | 975.0 | 761.3 |
| 1993 | 29'868 | 23'528 | 210 | 0.9 | 17'767 | 70 | 0.4 | 183.5 | 978.9 | 768.1 |
| 1994 | 30'310 | 24'016 | 488 | 2.1 | 18'256 | 489 | 2.8 | 186.2 | 1'005.8 | 784.1 |
| 1995 | 30'629 | 24'707 | 691 | 2.9 | 18'820 | 564 | 3.1 | 188.2 | 1'036.9 | 806.6 |
| 1996 | 30'923 | 25'418 | 711 | 2.9 | 19'310 | 490 | 2.6 | 190.0 | 1'063.9 | 829.8 |
| 1997 | 31'143 | 26'488 | 1'070 | 4.2 | 19'926 | 616 | 3.2 | 191.4 | 1'097.9 | 864.8 |
| 1998 | 31'320 | 27'503 | 1'015 | 3.8 | 20'469 | 543 | 2.7 | 192.5 | 1'127.8 | 897.9 |
| 1999 | 32'015 | 28'631 | 1'128 | 4.1 | 21'150 | 681 | 3.3 | 196.7 | 1'165.3 | 934.7 |

¹ Bis 1988 ohne landwirtschaftliche Fahrzeuge

² Die Rückgänge auf den 1. 7. 1983 entsprechen nicht einer tatsächlichen Bestandesverringerung, sondern sind durch eine Überprüfung der Bestandskartei bedingt.

³ Bis 1985: immatrikulierte Fahrzeuge; ab 1986: in Verkehr stehende Fahrzeuge.

⁴ Wohnbevölkerung vom Vorjahre

Fürstentum Liechtenstein, Motorfahrzeugstatistik

Autobusse, Autocars, Kleinbusse nach Herstellungsland und Marken

Fahrzeugbestand 01.07.99

| Marke | Herstellungsland | Total | Kleinbus | Autobus Autocar |
|---------------|------------------|------------|-----------|--------------------|
| BOVA | NL | 3 | - | 3 |
| FIAT | I | 3 | 3 | - |
| FORD | D | 11 | 11 | - |
| KAESSBOHRER | D | 12 | - | 12 |
| MAN | D | 1 | - | 1 |
| MERCEDES-BENZ | D | 42 | 8 | 34 |
| NAW | CH | 2 | - | 2 |
| PEUGEOT | F | 1 | 1 | - |
| RENAULT | F | 1 | 1 | - |
| SAURER | CH | 5 | - | 5 |
| SETRA | D | 6 | - | 6 |
| UEBRIGE | X | 3 | - | 3 |
| VW | D | 25 | 25 | - |
| Total | | 115 | 49 | 66 |

Fürstentum Liechtenstein, Motorfahrzeugstatistik

Personenwagen nach Anzahl und Marken

Fahrzeugbestand 01.07.99

| Marke | Total | Steuer-PS | | | | | 20.5 und mehr | Elektro Fahrzeuge |
|-------------------|-------|------------|-------------------|--------------------|---------------------|---------------------|---------------------|----------------------|
| | | bis 5.4 | 5.5 bis 6.4 | 6.5 bis 10.4 | 10.5 bis 15.4 | 15.5 bis 20.4 | | |
| VW | 4099 | 41 | 258 | 3248 | 552 | - | - | - |
| OPEL | 2013 | 15 | 67 | 1650 | 261 | 19 | 1 | - |
| AUDI | 1602 | - | 1 | 425 | 1064 | 22 | 90 | - |
| TOYOTA | 1510 | 4 | - | 1186 | 272 | 30 | 18 | - |
| FORD | 1350 | - | 56 | 986 | 263 | 29 | 16 | - |
| RENAULT | 1346 | 1 | 199 | 802 | 344 | - | - | - |
| MERCEDES-BENZ | 1236 | - | - | 197 | 630 | 145 | 264 | - |
| BMW | 1072 | - | - | 372 | 506 | 107 | 87 | - |
| MAZDA | 736 | - | 6 | 598 | 132 | - | - | - |
| NISSAN | 670 | 43 | 161 | 346 | 108 | 10 | 2 | - |
| SUBARU | 663 | 19 | 190 | 283 | 164 | 7 | - | - |
| FIAT | 518 | 96 | 138 | 268 | 16 | - | - | - |
| MITSUBISHI | 424 | - | 2 | 317 | 100 | 5 | - | - |
| VOLVO | 418 | - | - | 156 | 262 | - | - | - |
| PEUGEOT | 405 | 2 | 47 | 338 | 18 | - | - | - |
| CITROEN | 312 | 7 | 42 | 223 | 40 | - | - | - |
| HONDA | 297 | - | 2 | 250 | 42 | 3 | - | - |
| JEEP | 232 | - | - | - | 28 | 78 | 126 | - |
| CHRYSLER | 230 | - | - | 22 | 89 | 118 | 1 | - |
| SUZUKI | 211 | 38 | 4 | 168 | 1 | - | - | - |
| ALFA-ROMEO | 166 | - | - | 110 | 56 | - | - | - |
| PORSCHE | 155 | - | - | 9 | 33 | 101 | 12 | - |
| LAND-ROVER | 150 | - | - | 21 | 44 | 44 | 41 | - |
| ROVER | 122 | - | 9 | 87 | 18 | 8 | - | - |
| LANCIA | 100 | 4 | 16 | 68 | 12 | - | - | - |
| SAAB | 98 | - | - | 53 | 45 | - | - | - |
| SEAT | 94 | 4 | 3 | 85 | 2 | - | - | - |
| DAIHATSU | 92 | 19 | - | 44 | 29 | - | - | - |
| UEBRIGE | 89 | 2 | 2 | 18 | 38 | 6 | 23 | - |
| JAGUAR | 87 | - | - | - | 3 | 46 | 38 | - |
| CHEVROLET | 70 | - | - | - | 7 | 1 | 62 | - |
| HYUNDAI | 61 | 6 | - | 40 | 15 | - | - | - |
| FERRARI | 50 | - | - | 1 | 7 | 21 | 21 | - |
| PUCH | 36 | - | - | - | 26 | 5 | 5 | - |
| PONTIAC | 34 | - | - | - | 6 | 14 | 14 | - |
| WILLYS | 33 | - | - | - | 33 | - | - | - |
| BMW/ALPINA | 23 | - | - | - | 9 | 7 | 7 | - |
| ROLLS-ROYCE | 21 | - | - | - | - | 2 | 19 | - |
| DAIMLER | 20 | - | - | - | 3 | 10 | 7 | - |
| CADILLAC | 18 | - | - | - | - | - | 18 | - |
| ISUZU | 16 | - | - | 2 | 14 | - | - | - |
| BUICK | 15 | - | - | - | 2 | 10 | 3 | - |
| MICRO COMPACT CAR | 15 | 15 | - | - | - | - | - | - |
| AUDI-PORSCHE | 13 | - | - | - | 13 | - | - | - |
| DODGE | 10 | - | - | - | 2 | 4 | 4 | - |
| KAISER | 10 | - | - | - | 10 | - | - | - |
| LEXUS | 10 | - | - | - | 4 | 6 | - | - |

Fürstentum Liechtenstein, Motorfahrzeugstatistik

Personenwagen nach Anzahl und Marken

Fahrzeugbestand 01.07.99

| Marke | Total | Steuer-PS | | | | | 20.5 und mehr | Elektro Fahrzeuge |
|---------------------|-------|------------|-------------------|--------------------|---------------------|---------------------|---------------------|----------------------|
| | | bis 5.4 | 5.5 bis 6.4 | 6.5 bis 10.4 | 10.5 bis 15.4 | 15.5 bis 20.4 | | |
| MG | 10 | - | 4 | 6 | - | - | - | - |
| MINI | 10 | 1 | 9 | - | - | - | - | - |
| ASTON-MARTIN | 9 | - | - | 1 | 1 | 5 | 2 | - |
| AUSTIN | 8 | 2 | 1 | - | 5 | - | - | - |
| BENTLEY | 8 | - | - | - | - | - | 8 | - |
| DATSUN | 8 | - | 1 | 1 | 6 | - | - | - |
| OLDSMOBILE | 8 | - | - | - | 2 | 3 | 3 | - |
| QUATTRO | 8 | - | - | - | - | - | 8 | - |
| TRIUMPH | 7 | - | - | 5 | 2 | - | - | - |
| BERTONE | 6 | - | - | 5 | 1 | - | - | - |
| KIA | 6 | - | - | 5 | 1 | - | - | - |
| LOTUS | 6 | - | - | 6 | - | - | - | - |
| MASERATI | 6 | - | - | - | 5 | - | 1 | - |
| SKODA | 6 | - | - | 6 | - | - | - | - |
| IVECO | 5 | - | - | - | 4 | - | 1 | - |
| ALPINA | 4 | - | - | - | - | 3 | 1 | - |
| GMC | 4 | - | - | - | - | - | 4 | - |
| LAMBORGHINI | 4 | - | - | - | - | 2 | 2 | - |
| MERCEDES-BENZ-HYMER | 4 | - | - | - | 4 | - | - | - |
| LINCOLN | 3 | - | - | - | - | - | 3 | - |
| NSU | 3 | 1 | 1 | 1 | - | - | - | - |
| PANTHER | 3 | - | - | 1 | 1 | - | 1 | - |
| ACURA INTEGRA | 2 | - | - | 2 | - | - | - | - |
| ALFA | 2 | - | - | 2 | - | - | - | - |
| CATERHAM | 2 | - | - | 2 | - | - | - | - |
| DE TOMASO | 2 | - | - | - | - | - | 2 | - |
| HODGEP | 2 | - | - | - | - | - | - | 2 |
| LADA | 2 | - | - | 2 | - | - | - | - |
| PININFARINA | 2 | - | - | 2 | - | - | - | - |
| PLYMOUTH | 2 | - | - | - | - | - | 2 | - |
| RENAULT-SPORT | 2 | - | - | 2 | - | - | - | - |
| SSANGYONG | 2 | - | - | - | 1 | 1 | - | - |
| STEYR-PUCH | 2 | 2 | - | - | - | - | - | - |
| UEBRIGE (SIEHE TYP) | 2 | 1 | - | - | 1 | - | - | - |
| WESTFIELD | 2 | - | - | 2 | - | - | - | - |
| ALPINE | 1 | - | - | - | 1 | - | - | - |
| AMC | 1 | - | - | - | - | - | 1 | - |
| BRISTOL | 1 | - | - | 1 | - | - | - | - |
| BUGATTI | 1 | - | - | - | - | 1 | - | - |
| CMC | 1 | - | - | - | - | - | 1 | - |
| DAF | 1 | - | 1 | - | - | - | - | - |
| DE LOREAN | 1 | - | - | - | 1 | - | - | - |
| DKW | 1 | 1 | - | - | - | - | - | - |
| ENZMANN | 1 | - | - | 1 | - | - | - | - |
| EXCALIBUR | 1 | - | - | - | - | - | 1 | - |
| GLASPAC | 1 | - | - | - | - | - | 1 | - |
| HUMBER | 1 | - | - | - | 1 | - | - | - |

Fürstentum Liechtenstein, Motorfahrzeugstatistik

Personenwagen nach Anzahl und Marken

Fahrzeugbestand 01.07.99

| Marke | Total | Steuer-PS | | | | | Elektro Fahrzeuge | |
|---------------|--------------|------------|-------------------|--------------------|---------------------|---------------------|----------------------|---------------------|
| | | bis 5.4 | 5.5 bis 6.4 | 6.5 bis 10.4 | 10.5 bis 15.4 | 15.5 bis 20.4 | | 20.5 und mehr |
| INNOCENTI | 1 | - | 1 | - | - | - | - | - |
| INTERNATIONAL | 1 | - | - | - | - | - | 1 | - |
| JENSEN | 1 | - | - | 1 | - | - | - | - |
| KNAUS | 1 | - | - | - | 1 | - | - | - |
| LAGONDA | 1 | - | - | - | - | - | 1 | - |
| LALTESI | 1 | - | - | 1 | - | - | - | - |
| LAREL | 1 | - | - | - | - | - | - | 1 |
| LIGIER | 1 | - | - | - | - | - | - | 1 |
| MAGIRUS-DEUTZ | 1 | - | - | - | - | - | 1 | - |
| MGA | 1 | - | - | 1 | - | - | - | - |
| MICROCAR | 1 | - | - | - | - | - | - | 1 |
| MORRIS | 1 | - | 1 | - | - | - | - | - |
| NASH | 1 | - | - | - | - | 1 | - | - |
| OM | 1 | - | - | - | 1 | - | - | - |
| RILEY | 1 | - | - | 1 | - | - | - | - |
| STEYR | 1 | 1 | - | - | - | - | - | - |
| STUDEBAKER | 1 | - | - | - | - | - | 1 | - |
| SUBARU-LEGACY | 1 | - | - | - | 1 | - | - | - |
| SULKY | 1 | 1 | - | - | - | - | - | - |
| TALBOT | 1 | - | - | - | 1 | - | - | - |
| TATRA | 1 | - | 1 | - | - | - | - | - |
| VAUXHALL | 1 | - | - | 1 | - | - | - | - |
| VW-MAN | 1 | - | - | - | - | - | 1 | - |
| WINNEBAGO | 1 | - | - | - | - | - | 1 | - |
| Total | 21150 | 326 | 1223 | 12431 | 5364 | 874 | 927 | 5 |

Aufteilung nach der Treibstoffart

| Benzin | Diesel | Elektro |
|--------|--------|---------|
| 20169 | 976 | 5 |

Fürstentum Liechtenstein, Motorfahrzeugstatistik

Personenwagen nach Herstellungsland und Marken

Fahrzeugbestand 01.07.99

| Marke | Herstellungsland | Total | Steuer-PS | | | | | 20.5 und mehr | Elektro Fahrzeuge |
|---------------|------------------|-------|-----------|-------------|--------------|---------------|---------------|---------------|-------------------|
| | | | bis 5.4 | 5.5 bis 6.4 | 6.5 bis 10.4 | 10.5 bis 15.4 | 15.5 bis 20.4 | | |
| ACURA INTEGRA | J | 2 | - | - | 2 | - | - | - | - |
| ALFA | X | 2 | - | - | 2 | - | - | - | - |
| ALFA-ROMEO | I | 166 | - | - | 110 | 56 | - | - | - |
| ALPINA | D | 4 | - | - | - | - | 3 | 1 | - |
| ALPINE | F | 1 | - | - | - | 1 | - | - | - |
| AMC | USA | 1 | - | - | - | - | - | 1 | - |
| ASTON-MARTIN | GB | 9 | - | - | 1 | 1 | 5 | 2 | - |
| AUDI | D | 1593 | - | 1 | 416 | 1064 | 22 | 90 | - |
| AUDI | H | 9 | - | - | 9 | - | - | - | - |
| AUDI-PORSCHE | D | 13 | - | - | - | 13 | - | - | - |
| AUSTIN | GB | 8 | 2 | 1 | - | 5 | - | - | - |
| BENTLEY | GB | 8 | - | - | - | - | - | 8 | - |
| BERTONE | I | 6 | - | - | 5 | 1 | - | - | - |
| BMW | D | 1072 | - | - | 372 | 506 | 107 | 87 | - |
| BMW/ALPINA | D | 23 | - | - | - | 9 | 7 | 7 | - |
| BRISTOL | GB | 1 | - | - | 1 | - | - | - | - |
| BUGATTI | F | 1 | - | - | - | - | 1 | - | - |
| BUICK | USA | 15 | - | - | - | 2 | 10 | 3 | - |
| CADILLAC | USA | 18 | - | - | - | - | - | 18 | - |
| CATERHAM | GB | 2 | - | - | 2 | - | - | - | - |
| CHEVROLET | USA | 70 | - | - | - | 7 | 1 | 62 | - |
| CHRYSLER | F | 1 | - | - | - | 1 | - | - | - |
| CHRYSLER | USA | 229 | - | - | 22 | 88 | 118 | 1 | - |
| CITROEN | F | 312 | 7 | 42 | 223 | 40 | - | - | - |
| CMC | USA | 1 | - | - | - | - | - | 1 | - |
| DAF | X | 1 | - | 1 | - | - | - | - | - |
| DAIHATSU | I | 8 | 3 | - | 5 | - | - | - | - |
| DAIHATSU | J | 84 | 16 | - | 39 | 29 | - | - | - |
| DAIMLER | GB | 20 | - | - | - | 3 | 10 | 7 | - |
| DATSUN | J | 8 | - | 1 | 1 | 6 | - | - | - |
| DE LOREAN | USA | 1 | - | - | - | 1 | - | - | - |
| DE TOMASO | I | 2 | - | - | - | - | - | 2 | - |
| DKW | D | 1 | 1 | - | - | - | - | - | - |
| DODGE | USA | 5 | - | - | - | - | 4 | 1 | - |
| DODGE | X | 5 | - | - | - | 2 | - | 3 | - |
| ENZMANN | CH | 1 | - | - | 1 | - | - | - | - |
| EXCALIBUR | USA | 1 | - | - | - | - | - | 1 | - |
| FERRARI | I | 50 | - | - | 1 | 7 | 21 | 21 | - |
| FIAT | F | 3 | - | - | 2 | 1 | - | - | - |
| FIAT | GB | 1 | - | - | 1 | - | - | - | - |
| FIAT | I | 514 | 96 | 138 | 265 | 15 | - | - | - |
| FORD | D | 1252 | - | 56 | 980 | 213 | 1 | 2 | - |
| FORD | E | 9 | - | - | - | 9 | - | - | - |
| FORD | GB | 9 | - | - | 5 | 1 | 2 | 1 | - |
| FORD | USA | 80 | - | - | 1 | 40 | 26 | 13 | - |
| GLASPAC | BR | 1 | - | - | - | - | - | 1 | - |
| GMC | USA | 4 | - | - | - | - | - | 4 | - |

Fürstentum Liechtenstein, Motorfahrzeugstatistik

Personenwagen nach Herstellungsland und Marken

Fahrzeugbestand 01.07.99

| Marke | Herstellungsland | Total | Steuer-PS | | | | | Elektro Fahrzeuge | |
|-------------------------|------------------|-------|------------|-------------------|--------------------|---------------------|---------------------|----------------------|---------------------|
| | | | bis 5.4 | 5.5 bis 6.4 | 6.5 bis 10.4 | 10.5 bis 15.4 | 15.5 bis 20.4 | | 20.5 und mehr |
| HODGEP | H | 2 | - | - | - | - | - | - | 2 |
| HONDA | GB | 22 | - | - | 22 | - | - | - | - |
| HONDA | J | 255 | - | 2 | 218 | 32 | 3 | - | - |
| HONDA | USA | 20 | - | - | 10 | 10 | - | - | - |
| HUMBER | GB | 1 | - | - | - | 1 | - | - | - |
| HYUNDAI | ROK | 61 | 6 | - | 40 | 15 | - | - | - |
| INNOCENTI | I | 1 | - | 1 | - | - | - | - | - |
| INTERNATIONAL | USA | 1 | - | - | - | - | - | 1 | - |
| ISUZU | J | 16 | - | - | 2 | 14 | - | - | - |
| IVECO | I | 5 | - | - | - | 4 | - | 1 | - |
| JAGUAR | GB | 87 | - | - | - | 3 | 46 | 38 | - |
| JEEP | USA | 215 | - | - | - | 27 | 70 | 118 | - |
| JEEP | X | 17 | - | - | - | 1 | 8 | 8 | - |
| JENSEN | GB | 1 | - | - | 1 | - | - | - | - |
| KAISER | USA | 3 | - | - | - | 3 | - | - | - |
| KAISER | X | 7 | - | - | - | 7 | - | - | - |
| KIA | ROK | 6 | - | - | 5 | 1 | - | - | - |
| KNAUS | X | 1 | - | - | - | 1 | - | - | - |
| LADA | RUS | 2 | - | - | 2 | - | - | - | - |
| LAGONDA | GB | 1 | - | - | - | - | - | 1 | - |
| LALTESI | I | 1 | - | - | 1 | - | - | - | - |
| LAMBORGHINI | I | 4 | - | - | - | - | 2 | 2 | - |
| LANCIA | I | 100 | 4 | 16 | 68 | 12 | - | - | - |
| LAND-ROVER | GB | 150 | - | - | 21 | 44 | 44 | 41 | - |
| LAREL | CH | 1 | - | - | - | - | - | - | 1 |
| LEXUS | B | 1 | - | - | - | 1 | - | - | - |
| LEXUS | J | 9 | - | - | - | 3 | 6 | - | - |
| LIGIER | F | 1 | - | - | - | - | - | - | 1 |
| LINCOLN | X | 3 | - | - | - | - | - | 3 | - |
| LOTUS | GB | 6 | - | - | 6 | - | - | - | - |
| MAGIRUS-DEUTZ | D | 1 | - | - | - | - | - | 1 | - |
| MASERATI | I | 6 | - | - | - | 5 | - | 1 | - |
| MAZDA | J | 735 | - | 6 | 598 | 131 | - | - | - |
| MAZDA | USA | 1 | - | - | - | 1 | - | - | - |
| MERCEDES-BENZ | D | 1221 | - | - | 195 | 617 | 145 | 264 | - |
| MERCEDES-BENZ | E | 15 | - | - | 2 | 13 | - | - | - |
| MERCEDES-BENZ- HYMER | D | 4 | - | - | - | 4 | - | - | - |
| MG | GB | 10 | - | 4 | 6 | - | - | - | - |
| MGA | X | 1 | - | - | 1 | - | - | - | - |
| MICRO COMPACT CAR | CH | 15 | 15 | - | - | - | - | - | - |
| MICROCAR | F | 1 | - | - | - | - | - | - | 1 |
| MINI | GB | 10 | 1 | 9 | - | - | - | - | - |
| MITSUBISHI | J | 416 | - | 2 | 309 | 100 | 5 | - | - |
| MITSUBISHI | NL | 5 | - | - | 5 | - | - | - | - |
| MITSUBISHI | USA | 3 | - | - | 3 | - | - | - | - |
| MORRIS | GB | 1 | - | 1 | - | - | - | - | - |

Fürstentum Liechtenstein, Motorfahrzeugstatistik

Personenwagen nach Herstellungsland und Marken

Fahrzeugbestand 01.07.99

| Marke | Herstellungsland | Total | Steuer-PS | | | | | 20.5 und mehr | Elektro Fahrzeuge |
|---------------|------------------|-------|-----------|-------------|--------------|---------------|---------------|---------------|-------------------|
| | | | bis 5.4 | 5.5 bis 6.4 | 6.5 bis 10.4 | 10.5 bis 15.4 | 15.5 bis 20.4 | | |
| NASH | USA | 1 | - | - | - | - | 1 | - | - |
| NISSAN | E | 56 | - | - | 25 | 31 | - | - | - |
| NISSAN | GB | 137 | 33 | 36 | 68 | - | - | - | - |
| NISSAN | J | 476 | 10 | 125 | 253 | 77 | 9 | 2 | - |
| NISSAN | USA | 1 | - | - | - | - | 1 | - | - |
| NSU | D | 3 | 1 | 1 | 1 | - | - | - | - |
| OLDSMOBILE | USA | 8 | - | - | - | 2 | 3 | 3 | - |
| OM | I | 1 | - | - | - | 1 | - | - | - |
| OPEL | D | 1955 | 15 | 67 | 1637 | 231 | 4 | 1 | - |
| OPEL | GB | 27 | - | - | 13 | 14 | - | - | - |
| OPEL | J | 15 | - | - | - | - | 15 | - | - |
| OPEL | USA | 16 | - | - | - | 16 | - | - | - |
| PANTHER | GB | 3 | - | - | 1 | 1 | - | 1 | - |
| PEUGEOT | F | 404 | 2 | 47 | 337 | 18 | - | - | - |
| PEUGEOT | X | 1 | - | - | 1 | - | - | - | - |
| PININFARINA | I | 2 | - | - | 2 | - | - | - | - |
| PLYMOUTH | USA | 2 | - | - | - | - | - | 2 | - |
| PONTIAC | USA | 34 | - | - | - | 6 | 14 | 14 | - |
| PORSCHE | D | 148 | - | - | 9 | 33 | 94 | 12 | - |
| PORSCHE | X | 7 | - | - | - | - | 7 | - | - |
| PUCH | A | 36 | - | - | - | 26 | 5 | 5 | - |
| QUATTRO | D | 8 | - | - | - | - | - | 8 | - |
| RENAULT | F | 1344 | 1 | 198 | 801 | 344 | - | - | - |
| RENAULT | X | 2 | - | 1 | 1 | - | - | - | - |
| RENAULT-SPORT | F | 2 | - | - | 2 | - | - | - | - |
| RILEY | GB | 1 | - | - | 1 | - | - | - | - |
| ROLLS-ROYCE | GB | 21 | - | - | - | - | 2 | 19 | - |
| ROVER | GB | 122 | - | 9 | 87 | 18 | 8 | - | - |
| SAAB | S | 98 | - | - | 53 | 45 | - | - | - |
| SEAT | E | 94 | 4 | 3 | 85 | 2 | - | - | - |
| SKODA | CZ | 6 | - | - | 6 | - | - | - | - |
| SSANGYONG | ROK | 2 | - | - | - | 1 | 1 | - | - |
| STEYR | A | 1 | 1 | - | - | - | - | - | - |
| STEYR-PUCH | A | 2 | 2 | - | - | - | - | - | - |
| STUDEBAKER | USA | 1 | - | - | - | - | - | 1 | - |
| SUBARU | H | 20 | - | - | 20 | - | - | - | - |
| SUBARU | J | 643 | 19 | 190 | 263 | 164 | 7 | - | - |
| SUBARU-LEGACY | USA | 1 | - | - | - | 1 | - | - | - |
| SULKY | I | 1 | 1 | - | - | - | - | - | - |
| SUZUKI | E | 21 | 2 | - | 19 | - | - | - | - |
| SUZUKI | H | 2 | 1 | - | 1 | - | - | - | - |
| SUZUKI | J | 188 | 35 | 4 | 148 | 1 | - | - | - |
| TALBOT | GB | 1 | - | - | - | 1 | - | - | - |
| TATRA | CZ | 1 | - | 1 | - | - | - | - | - |
| TOYOTA | GB | 9 | - | - | 9 | - | - | - | - |
| TOYOTA | J | 1501 | 4 | - | 1177 | 272 | 30 | 18 | - |
| TRIUMPH | GB | 7 | - | - | 5 | 2 | - | - | - |

Fürstentum Liechtenstein, Motorfahrzeugstatistik

Personenwagen nach Herstellungsland und Marken

Fahrzeugbestand 01.07.99

| Marke | Herstellungsland | Total | Steuer-PS | | | | | 20.5 und mehr | Elektro Fahrzeuge |
|---------------------|------------------|--------------|------------|-------------|--------------|---------------|---------------|---------------|-------------------|
| | | | bis 5.4 | 5.5 bis 6.4 | 6.5 bis 10.4 | 10.5 bis 15.4 | 15.5 bis 20.4 | | |
| UEBRIGE | X | 89 | 2 | 2 | 18 | 38 | 6 | 23 | - |
| UEBRIGE (SIEHE TYP) | D | 1 | - | - | - | 1 | - | - | - |
| UEBRIGE (SIEHE TYP) | PL | 1 | 1 | - | - | - | - | - | - |
| VAUXHALL | GB | 1 | - | - | 1 | - | - | - | - |
| VÖLVO | NL | 1 | - | - | 1 | - | - | - | - |
| VOLVO | S | 417 | - | - | 155 | 262 | - | - | - |
| VW | D | 4095 | 41 | 258 | 3244 | 552 | - | - | - |
| VW | USA | 4 | - | - | 4 | - | - | - | - |
| VW-MAN | D | 1 | - | - | - | - | - | 1 | - |
| WESTFIELD | GB | 2 | - | - | 2 | - | - | - | - |
| WILLYS | USA | 31 | - | - | - | 31 | - | - | - |
| WILLYS | X | 2 | - | - | - | 2 | - | - | - |
| WINNEBAGO | USA | 1 | - | - | - | - | - | 1 | - |
| Total | | 21150 | 326 | 1223 | 12431 | 5364 | 874 | 927 | 5 |

Aufteilung nach der Treibstoffart

| Benzin | Diesel | Elektro |
|--------|--------|---------|
| 20169 | 976 | 5 |

Fürstentum Liechtenstein, Motorfahrzeugstatistik

Liefer-, Lastwagen, Sattelschlepper und gewerbliche Traktoren nach Herstellungsland und Marken

Fahrzeugbestand 01.07.99

Liefer-, Lastwagen, Sattelschlepper

| Marke | Herstellungsland | Total | Nutzlast in kg | | | | | |
|---------------|------------------|-------|----------------|---------------|---------------|---------------|---------------|---------------|
| | | | bis 1000 | 1001 bis 1600 | 1601 bis 3000 | 3001 bis 5000 | 5001 bis 6500 | 6501 und mehr |
| BOSCHUNG | CH | 1 | - | - | 1 | - | - | - |
| CHEVROLET | USA | 3 | 3 | - | - | - | - | - |
| CITROEN | F | 25 | 14 | 11 | - | - | - | - |
| DAF | NL | 73 | - | - | - | - | - | 73 |
| DAF | X | 9 | - | - | - | - | - | 9 |
| DAIHATSU | I | 2 | 2 | - | - | - | - | - |
| DAIHATSU | J | 4 | 4 | - | - | - | - | - |
| DATSUN | J | 2 | 1 | - | 1 | - | - | - |
| DELPHI | CH | 1 | - | - | 1 | - | - | - |
| DODGE | USA | 5 | 5 | - | - | - | - | - |
| DODGE | X | 3 | 3 | - | - | - | - | - |
| FIAT | I | 57 | 21 | 36 | - | - | - | - |
| FORD | D | 149 | 32 | 88 | 29 | - | - | - |
| FORD | USA | 2 | 2 | - | - | - | - | - |
| FRESIA | I | 1 | - | - | - | - | 1 | - |
| GMC | USA | 2 | 1 | 1 | - | - | - | - |
| HANOMAG | D | 2 | 1 | 1 | - | - | - | - |
| HYUNDAI | ROK | 6 | - | 6 | - | - | - | - |
| ISUZU | J | 31 | 13 | 18 | - | - | - | - |
| IVECO | D | 2 | - | 1 | - | - | - | 1 |
| IVECO | I | 127 | 17 | 80 | 3 | - | - | 27 |
| KENWORTH | USA | 1 | - | - | - | - | - | 1 |
| LAND-ROVER | GB | 12 | 12 | - | - | - | - | - |
| MAGIRUS-DEUTZ | D | 1 | - | - | - | - | - | 1 |
| MAN | D | 41 | - | - | - | - | - | 41 |
| MAZDA | J | 43 | - | 27 | 16 | - | - | - |
| MERCEDES-BENZ | D | 261 | 35 | 69 | 16 | 13 | 8 | 120 |
| MERCEDES-BENZ | E | 14 | 14 | - | - | - | - | - |
| MITSUBISHI | J | 60 | 29 | 30 | 1 | - | - | - |
| NISSAN | E | 13 | 11 | 2 | - | - | - | - |
| NISSAN | J | 45 | 15 | 24 | 6 | - | - | - |
| OM | I | 8 | 1 | 6 | 1 | - | - | - |
| OPEL | D | 43 | 41 | 2 | - | - | - | - |
| OPEL | GB | 1 | 1 | - | - | - | - | - |

Fürstentum Liechtenstein, Motorfahrzeugstatistik

Liefer-, Lastwagen, Sattelschlepper und gewerbliche Traktoren nach Herstellungsland und Marken

Fahrzeugbestand 01.07.99

Liefer-, Lastwagen, Sattelschlepper

| Marke | Herstellungsland | Total | Nutzlast | | | | | |
|--------------|------------------|-------------|------------|------------|------------|-----------|-----------|------------|
| | | | in kg | 1001 | 1601 | 3001 | 5001 | 6501 |
| | | | bis 1000 | bis 1600 | bis 3000 | bis 5000 | bis 6500 | und mehr |
| OPEL | J | 9 | 7 | 2 | - | - | - | - |
| PEUGEOT | F | 19 | 3 | 16 | - | - | - | - |
| PIAGGIO | I | 5 | 5 | - | - | - | - | - |
| RENAULT | F | 150 | 55 | 49 | 7 | - | - | 39 |
| RENAULT | X | 2 | - | - | - | - | - | 2 |
| ROVER | GB | 1 | 1 | - | - | - | - | - |
| SAURER | CH | 5 | - | - | - | - | 1 | 4 |
| SCANIA | S | 211 | - | - | - | - | - | 211 |
| SCANIA-VABIS | S | 12 | - | - | - | - | 1 | 11 |
| SEAT | E | 1 | 1 | - | - | - | - | - |
| SKODA | CZ | 2 | 2 | - | - | - | - | - |
| STEYR | A | 14 | 1 | - | - | - | 1 | 12 |
| STEYR-PUCH | A | 37 | 33 | 4 | - | - | - | - |
| SUZUKI | J | 5 | 5 | - | - | - | - | - |
| TOYOTA | J | 270 | 105 | 155 | 10 | - | - | - |
| UEBRIGE | X | 38 | 28 | 4 | 2 | - | - | 4 |
| UNIMOG | D | 16 | 7 | 2 | 7 | - | - | - |
| VOLVO | S | 213 | - | - | - | 3 | 11 | 199 |
| VW | D | 366 | 115 | 227 | 24 | - | - | - |
| WESTERN STAR | CDN | 1 | - | - | - | - | - | 1 |
| WILLYS | USA | 1 | 1 | - | - | - | - | - |
| Total | | 2428 | 647 | 861 | 125 | 16 | 23 | 756 |

Spezialwagen und Gewerbliche Traktoren

| Marke | Herstellungsland | Total | Spezialwagen | Gewerb. Traktoren |
|---------------|------------------|-------|--------------|-------------------|
| AEBI | CH | 2 | 2 | - |
| AKERMAN | S | 3 | 3 | - |
| ALPIN | CH | 1 | 1 | - |
| AMEISE | D | 1 | 1 | - |
| AMMANN-DUOMAT | CH | 2 | 2 | - |
| ATLAS | D | 3 | 3 | - |

Fürstentum Liechtenstein, Motorfahrzeugstatistik

Liefer-, Lastwagen, Sattelschlepper und gewerbliche Traktoren nach Herstellungsland und Marken

Fahrzeugbestand 01.07.99

| Marke | Herstellungsland | Total | Spezialwagen | Gewerb. Traktoren |
|-----------------|------------------|-------|--------------|-------------------|
| ATLAS | X | 1 | 1 | - |
| AUSTIN-WESTERN | USA | 1 | 1 | - |
| BALKANCAR | BG | 1 | 1 | - |
| BATTIONI+PAGANI | I | 5 | 5 | - |
| BOMAG | CH | 4 | 4 | - |
| BOMAG | D | 5 | 5 | - |
| BOSCHUNG | CH | 3 | 3 | - |
| BRAENDLE | CH | 1 | 1 | - |
| BRUEHLMANN | CH | 2 | 2 | - |
| BUCHER | CH | 2 | 2 | - |
| BUEHRER | CH | 1 | 1 | - |
| CARON | I | 1 | 1 | - |
| CARRARO | I | 2 | - | 2 |
| CARRARO A | I | 2 | 1 | 1 |
| CASE-POCLAIN | F | 6 | 6 | - |
| CATERPILLAR | D | 1 | 1 | - |
| CATERPILLAR | USA | 3 | 3 | - |
| CATERPILLAR | X | 1 | 1 | - |
| CHEVROLET | USA | 1 | 1 | - |
| CLARK | USA | 1 | 1 | - |
| CLARK-BOBCAT | USA | 1 | 1 | - |
| CLAYSON | B | 1 | 1 | - |
| COLES | GB | 1 | 1 | - |
| DEUTZ | D | 7 | 5 | 2 |
| DEUTZ-FAHR | D | 5 | 2 | 3 |
| DIXON | USA | 1 | 1 | - |
| DOTTO | X | 1 | - | 1 |
| DULEVO | I | 1 | 1 | - |
| DYM | CH | 1 | 1 | - |
| EFG | CH | 1 | 1 | - |
| EICHER | D | 1 | 1 | - |
| FANTUZZI | I | 1 | 1 | - |
| FAUN | D | 8 | 8 | - |
| FENDT | D | 11 | 10 | 1 |
| FIAT | I | 1 | 1 | - |
| FIAT-ALLIS | I | 1 | 1 | - |
| FIAT-HITACHI | I | 1 | 1 | - |
| FKI | I | 1 | 1 | - |
| FORD | D | 1 | 1 | - |
| FORD | J | 1 | 1 | - |
| FURUKAWA | D | 1 | 1 | - |

Fürstentum Liechtenstein, Motorfahrzeugstatistik

Liefer-, Lastwagen, Sattelschlepper und gewerbliche Traktoren nach Herstellungsland und Marken

Fahrzeugbestand 01.07.99

| Marke | Herstel- lungs- land | Total | Spezial- wagen | Gewerb. Traktoren |
|------------------|----------------------------|-------|-------------------|----------------------|
| HAKO | D | 5 | 5 | - |
| HAMM | D | 4 | 4 | - |
| HANOMAG | D | 3 | 3 | - |
| HANOMAG-HENSCHEL | D | 1 | 1 | - |
| HATRA | D | 1 | 1 | - |
| HERBORT | D | 1 | 1 | - |
| HOES | D | 1 | 1 | - |
| HOFMANN | CH | 1 | 1 | - |
| HOLDER | D | 3 | 2 | 1 |
| HOUGH | D | 1 | 1 | - |
| HUERLIMANN | CH | 2 | 1 | 1 |
| HYDROMAC | I | 1 | 1 | - |
| IHI-SHIBAURA | J | 1 | 1 | - |
| INTERNATIONAL | D | 1 | 1 | - |
| INTERNATIONAL | USA | 2 | 2 | - |
| ISEKI | J | 12 | 12 | - |
| IVECO | I | 1 | 1 | - |
| JOHN-DEERE | D | 1 | 1 | - |
| JUNGHEINRICH | D | 1 | 1 | - |
| KALBLE | D | 3 | 3 | - |
| KAESSBOHRER | D | 1 | 1 | - |
| KAISER | CH | 1 | 1 | - |
| KAISER | FL | 6 | 6 | - |
| KOMATSU | J | 1 | 1 | - |
| KRAMER | D | 2 | 2 | - |
| KUBOTA | J | 5 | 5 | - |
| LAMBORGHINI | I | 1 | 1 | - |
| LANSING | GB | 6 | 6 | - |
| LEIBER | D | 1 | 1 | - |
| LIEBHERR | A | 1 | 1 | - |
| LIEBHERR | D | 4 | 4 | - |
| LINDE | D | 9 | 9 | - |
| LINDNER | A | 1 | 1 | - |
| LONGHINI | I | 1 | 1 | - |
| LYNX | FIN | 1 | 1 | - |
| MANITOU | F | 3 | 3 | - |
| MASSEY-FERGUSON | F | 3 | 2 | 1 |
| MASSEY-FERGUSON | GB | 1 | 1 | - |
| MASSEY-FERGUSON | I | 1 | 1 | - |
| MATRAL | F | 1 | 1 | - |
| MB-TRAC | D | 6 | - | 6 |

Fürstentum Liechtenstein, Motorfahrzeugstatistik

Liefer-, Lastwagen, Sattelschlepper und gewerbliche Traktoren nach Herstellungsland und Marken

Fahrzeugbestand 01.07.99

| Marke | Herstellungsland | Total | Spezialwagen | Gewerb. Traktoren |
|---------------|------------------|-------|--------------|-------------------|
| MBA | CH | 16 | 16 | - |
| MBA | I | 4 | 4 | - |
| MBU | D | 4 | 4 | - |
| MBU-SCHIED | D | 4 | 4 | - |
| MERCEDES-BENZ | D | 36 | 36 | - |
| MERLO | I | 1 | 1 | - |
| MITSUBISHI | J | 3 | 3 | - |
| MUSTANG | USA | 5 | 5 | - |
| NEUSON | A | 1 | 1 | - |
| NEUWEILER | CH | 1 | 1 | - |
| NISSAN | J | 2 | 2 | - |
| O+K | D | 4 | 4 | - |
| OK-FAUN | D | 2 | 2 | - |
| OM | I | 1 | 1 | - |
| OPEL | D | 2 | 2 | - |
| PEL-JOB | F | 2 | 2 | - |
| PEUGEOT | F | 1 | 1 | - |
| POCLAIN | F | 4 | 4 | - |
| PRINOTH | I | 4 | 4 | - |
| PUCH | A | 2 | 2 | - |
| PULIMAT | I | 1 | 1 | - |
| RACO | CH | 15 | 15 | - |
| RAPID | CH | 2 | 2 | - |
| REFORM | A | 4 | 4 | - |
| RENAULT | F | 1 | - | 1 |
| ROLBA | CH | 1 | 1 | - |
| ROVER | GB | 1 | 1 | - |
| SAME | I | 1 | 1 | - |
| SAMSUNG | ROK | 1 | 1 | - |
| SCHIED | D | 1 | 1 | - |
| SCHILTRAC | CH | 1 | 1 | - |
| SENNEBOGEN | D | 9 | 9 | - |
| STECK | CH | 1 | 1 | - |
| STEYR | A | 4 | 3 | 1 |
| STILL | D | 3 | 3 | - |
| SUZUKI | J | 1 | 1 | - |
| TASKI | I | 1 | 1 | - |
| TCM | J | 9 | 9 | - |
| THWAITES | GB | 7 | 7 | - |
| TORCHIO | I | 1 | 1 | - |
| TORO | USA | 3 | 3 | - |

Fürstentum Liechtenstein, Motorfahrzeugstatistik

Liefer-, Lastwagen, Sattelschlepper und gewerbliche Traktoren nach Herstellungsland und Marken

Fahrzeugbestand 01.07.99

| Marke | Herstel- lungs- land | Total | Spezial- wagen | Gewerb. Traktoren |
|----------------|----------------------------|------------|-------------------|----------------------|
| TOYOTA | J | 8 | 8 | - |
| UEBRIGE | X | 70 | 67 | 3 |
| UNIMOG | D | 1 | 1 | - |
| UNIMOG-SCHMIDT | D | 1 | 1 | - |
| VALMET | S | 1 | - | 1 |
| VALPADANA | I | 1 | - | 1 |
| VICTOR MEILI | CH | 1 | 1 | - |
| VOELKER | D | 1 | 1 | - |
| VOLVO | S | 3 | 3 | - |
| VOLVO-BM | S | 1 | 1 | - |
| VW | D | 6 | 6 | - |
| WEBAG | CH | 1 | 1 | - |
| WEIHERHAMMER | D | 1 | 1 | - |
| WORMSER | CH | 3 | 3 | - |
| ZETTELMAYER | D | 10 | 10 | - |
| Total | | 482 | 456 | 26 |

Fürstentum Liechtenstein, Motorfahrzeugstatistik

Motor-, Kleinmotor- und Motorfahräder nach Herstellungsland und Marken

Fahrzeugbestand 01.07.99

| Motorrad | Herstellungsland | Total | Hubraum | 136 | 255 | 352 | 510 |
|-----------------|------------------|-------|---------|-----|-----|-----|------|
| Marke | | | in ccm | bis | bis | bis | und |
| | | | Bis 135 | 254 | 352 | 509 | mehr |
| AGRATI | I | 1 | 1 | - | - | - | - |
| AME | D | 1 | - | - | - | - | 1 |
| APRILIA | I | 75 | 69 | - | - | - | 6 |
| BMW | D | 69 | - | 7 | - | 3 | 59 |
| BSA | GB | 8 | - | - | - | 4 | 4 |
| BUELL | USA | 5 | - | - | - | - | 5 |
| BULTACO | E | 3 | - | 3 | - | - | - |
| CAGIVA | I | 27 | 18 | - | - | - | 9 |
| CONDOR | CH | 6 | 1 | - | 2 | 1 | 2 |
| CUENI-CHOPPER | CH | 3 | - | - | - | - | 3 |
| DERBI | E | 1 | 1 | - | - | - | - |
| DKW | D | 3 | 2 | 1 | - | - | - |
| DNEPR | UA | 2 | - | - | - | - | 2 |
| DOLLAR | F | 1 | - | - | 1 | - | - |
| DUCATI | I | 57 | - | - | - | 1 | 56 |
| GILERA | I | 10 | 8 | 1 | - | 1 | - |
| HARLEY-DAVIDSON | I | 1 | 1 | - | - | - | - |
| HARLEY-DAVIDSON | USA | 181 | 1 | - | - | - | 180 |
| HONDA | E | 4 | 2 | - | - | - | 2 |
| HONDA | J | 440 | 217 | 26 | - | 13 | 184 |
| HONDA | USA | 8 | - | - | - | - | 8 |
| HPU | CH | 3 | - | - | - | - | 3 |
| HUSABERG | S | 2 | - | - | - | 1 | 1 |
| HUSQVARNA | I | 13 | 5 | - | 4 | - | 4 |
| ITALJET | I | 4 | 4 | - | - | - | - |
| KAWASAKI | J | 102 | 21 | 2 | - | 5 | 74 |
| KREIDLER | D | 3 | 3 | - | - | - | - |
| KTM | A | 30 | 5 | - | 3 | 4 | 18 |
| KYMCO | RC | 2 | 2 | - | - | - | - |
| LAMBRETTA | I | 3 | 2 | 1 | - | - | - |
| LAVERDA | I | 5 | 2 | - | - | - | 3 |
| MATCHLESS | GB | 1 | - | - | - | 1 | - |
| MBK | E | 2 | 2 | - | - | - | - |
| MBK | F | 7 | 7 | - | - | - | - |
| MBK | J | 4 | 4 | - | - | - | - |
| MONNIER | CH | 1 | - | - | - | 1 | - |

Fürstentum Liechtenstein, Motorfahrzeugstatistik

Motor-, Kleinmotor- und Motorfahräder nach Herstellungsland und Marken

Fahrzeugbestand 01.07.99

| <u>Motorrad</u> | | | Hubraum | 136 | 255 | 352 | 510 |
|-----------------|------------------|-------------|-------------------|------------|------------|------------|-------------|
| Marke | Herstellungsland | Total | in ccm Bis 135 | bis 254 | bis 352 | bis 509 | und mehr |
| MOTO-GUZZI | I | 34 | - | 1 | - | 3 | 30 |
| MOTOSACOCHÉ | CH | 1 | - | - | - | 1 | - |
| NORTON | GB | 8 | - | - | - | 1 | 7 |
| NSU | D | 2 | - | 1 | 1 | - | - |
| PERAVES | CH | 2 | - | - | - | - | 2 |
| PEUGEOT | F | 27 | 27 | - | - | - | - |
| PIAGGIO | I | 176 | 169 | 7 | - | - | - |
| PUCH | A | 4 | 2 | 2 | - | - | - |
| ROYAL-ENFIELD | GB | 1 | - | - | - | 1 | - |
| SANYANG | RC | 1 | 1 | - | - | - | - |
| SENN | CH | 1 | - | - | - | - | 1 |
| SUZUKI | J | 194 | 73 | 1 | 1 | 3 | 116 |
| SWM | I | 1 | 1 | - | - | - | - |
| TORNAX | D | 1 | - | 1 | - | - | - |
| TRIUMPH | GB | 36 | - | - | - | 4 | 32 |
| UEBRIGE | X | 46 | 11 | - | 1 | 5 | 29 |
| VELOCETTE | GB | 1 | - | 1 | - | - | - |
| VESPA | I | 20 | 19 | 1 | - | - | - |
| VINCENT | F | 1 | - | - | - | - | 1 |
| YAMAHA | E | 9 | 9 | - | - | - | - |
| YAMAHA | F | 13 | 10 | 3 | - | - | - |
| YAMAHA | I | 7 | 6 | - | - | - | 1 |
| YAMAHA | J | 379 | 171 | 15 | 2 | 3 | 188 |
| YAMAHA | USA | 1 | - | - | - | - | 1 |
| ZUENDAPP | D | 3 | 3 | - | - | - | - |
| Total | | 2057 | 880 | 74 | 15 | 56 | 1032 |

Elektro - Motorrad

| Marke | Herstellungsland | Total |
|---------|------------------|-------|
| CITY-EL | DK | 1 |
| MINI-EL | DK | 3 |
| TWIKE | CH | 2 |

Fürstentum Liechtenstein, Motorfahrzeugstatistik

Motor-, Kleinmotor- und Motorfahrräder nach Herstellungsland und Marken

Fahrzeugbestand 01.07.99

Kleinmotorrad und Motorfahrrad

| Marke | Herstellungsland | Total | Dreirädrige Motorfahrzeuge | Kleinmotorfahrzeuge | Kleinmotorrad | Motorfahrrad |
|-------------|------------------|-------|----------------------------|---------------------|---------------|--------------|
| ALLEGRO | CH | 6 | - | - | - | 6 |
| ALPA | CH | 27 | - | - | - | 27 |
| APRILIA | I | 63 | - | - | 63 | - |
| ARCTIC CAT | USA | 1 | - | 1 | - | - |
| BATAVUS | I | 1 | - | - | - | 1 |
| BETA | I | 1 | - | - | 1 | - |
| BONANZA | X | 3 | - | - | - | 3 |
| CARBOFER | CH | 2 | 2 | - | - | - |
| CHAMPION | X | 1 | - | - | - | 1 |
| CONDOR | CH | 9 | - | - | - | 9 |
| CONDOR-PUCH | A | 125 | - | - | - | 125 |
| CRESTA | CH | 1 | - | - | - | 1 |
| DERBI | E | 1 | - | - | 1 | - |
| DKW | D | 2 | - | - | - | 2 |
| DUCATI | I | 1 | - | - | 1 | - |
| EASY TRIKE | D | 1 | 1 | - | - | - |
| FANTIC | I | 16 | - | - | - | 16 |
| GARELLI | I | 5 | - | - | - | 5 |
| GILERA | I | 19 | - | - | 12 | 7 |
| HER CHEE | RC | 1 | - | - | 1 | - |
| HERCULES | D | 47 | - | - | - | 47 |
| HONDA | E | 30 | - | - | 30 | - |
| HONDA | I | 9 | - | - | 9 | - |
| HONDA | J | 11 | - | 1 | 10 | - |
| ITALJET | I | 10 | - | - | 10 | - |
| KAWASAKI | J | 1 | - | 1 | - | - |
| KREIDLER | D | 13 | - | - | 1 | 12 |
| KRISTALL | D | 20 | - | - | - | 20 |
| KTM | A | 7 | - | - | - | 7 |
| KYMCO | RC | 11 | - | - | 11 | - |
| MACO | X | 1 | - | - | - | 1 |
| MAKO | CH | 3 | - | - | - | 3 |
| MALAGUTI | I | 12 | - | - | 12 | - |
| MBK | F | 12 | - | - | 12 | - |
| MINI-EL | DK | 1 | - | - | 1 | - |
| MONARK | S | 1 | - | - | - | 1 |
| MONDIA | CH | 7 | - | - | - | 7 |

Fürstentum Liechtenstein, Motorfahrzeugstatistik

Motor-, Kleinmotor- und Motorfahräder nach Herstellungsland und Marken

Fahrzeugbestand 01.07.99

| Marke | Herstellungsland | Total | Dreirädrige Motorfahrzeuge | Kleinmotorfahrzeuge | Kleinmotorrad | Motorfahrad |
|---------------------|------------------|-------------|----------------------------|---------------------|---------------|-------------|
| MOOR | CH | 6 | - | - | - | 6 |
| MOTOBECANE | F | 4 | - | - | - | 4 |
| PEUGEOT | F | 12 | - | - | 8 | 4 |
| PIAGGIO | I | 158 | - | - | 71 | 87 |
| PIONIER | CH | 1 | - | - | - | 1 |
| PONY | A | 37 | - | - | - | 37 |
| PONY | I | 6 | - | - | - | 6 |
| PRIOR | D | 4 | - | - | - | 4 |
| PUCH | A | 469 | - | - | - | 469 |
| RICO | D | 1 | - | - | - | 1 |
| RIXE | D | 7 | - | - | - | 7 |
| SACHS | D | 2 | - | - | - | 2 |
| SCHERER | D | 1 | 1 | - | - | - |
| SM | RC | 12 | - | - | 12 | - |
| SOLO | D | 1 | - | - | - | 1 |
| SUZUKI | J | 17 | - | - | 17 | - |
| TORNADO | X | 10 | - | - | - | 10 |
| UEBRIGE | X | 118 | 5 | - | 2 | 111 |
| UEBRIGE (SIEHE TYP) | CH | 29 | - | - | - | 29 |
| VESPA | F | 1 | - | - | 1 | - |
| VESPA | I | 1 | - | - | 1 | - |
| YAMAHA | E | 2 | - | - | 2 | - |
| YAMAHA | F | 34 | - | - | 34 | - |
| YAMAHA | J | 54 | - | 2 | 41 | 11 |
| ZUENDAPP | D | 31 | - | - | 2 | 29 |
| Total | | 1500 | 9 | 5 | 366 | 1120 |

Fürstentum Liechtenstein, Motorfahrzeugstatistik

Landw. Einachs- und Mehrachstraktoren nach Herstellungsland und Marken

Fahrzeugbestand 01.07.99

Landw. Mehrachstraktoren

| Marke | Herstellungsland | Total | Steuer-PS bis 3.09 | 3.10 bis 5.09 | 5.10 bis 10.09 | 10.10 bis 15.09 | 15.10 bis 20.09 | 20.10 und mehr | Ohne Angabe |
|--------------------|------------------|-------|--------------------------|---------------------|----------------------|-----------------------|-----------------------|----------------------|----------------|
| AEBI | CH | 16 | 1 | 1 | 8 | 5 | - | - | 1 |
| AGRIFULL | I | 1 | - | - | 1 | - | - | - | - |
| ALPINA-OEKONOM | CH | 2 | - | - | 2 | - | - | - | - |
| AUSTIN | GB | 1 | - | - | - | - | - | - | 1 |
| BIMOTRA | CH | 1 | - | - | - | - | - | - | 1 |
| BRAUD | F | 1 | - | - | - | - | - | 1 | - |
| BUCHER | CH | 12 | - | 1 | 6 | 3 | - | - | 2 |
| BUEHRER | CH | 27 | - | 1 | 6 | 4 | 2 | 1 | 13 |
| CARRARO | I | 2 | - | 1 | 1 | - | - | - | - |
| CARRARO | X | 1 | - | - | - | 1 | - | - | - |
| CARRARO A | I | 2 | - | - | 1 | 1 | - | - | - |
| CASE | F | 1 | - | - | - | - | 1 | - | - |
| CASE IH | D | 1 | - | - | - | - | 1 | - | - |
| CASE-INTERNATIONAL | D | 9 | - | - | - | 5 | 3 | 1 | - |
| CLAAS | D | 2 | - | - | - | - | - | 2 | - |
| CLAAS | X | 1 | - | - | - | - | - | 1 | - |
| DAIHATSU | J | 1 | - | - | 1 | - | - | - | - |
| DEUTZ | D | 144 | 4 | 9 | 19 | 44 | 22 | 4 | 42 |
| DEUTZ-FAHR | D | 37 | - | - | 1 | 10 | 11 | 12 | 3 |
| EICHER | D | 1 | - | - | - | - | 1 | - | - |
| FENDT | D | 183 | 1 | 3 | 17 | 38 | 39 | 27 | 58 |
| FENDT | X | 4 | - | 1 | 1 | - | 1 | - | 1 |
| FERGUSON | GB | 2 | - | - | - | 2 | - | - | - |
| FIAT | I | 11 | - | - | - | 4 | 6 | - | 1 |
| FORD | D | 3 | - | - | - | - | 3 | - | - |
| FORD | GB | 16 | - | - | - | 10 | 5 | 1 | - |
| FORDSON | GB | 2 | - | - | - | 1 | - | 1 | - |
| GOLDONI | I | 1 | - | 1 | - | - | - | - | - |
| GRUNDER | CH | 1 | - | - | - | - | 1 | - | - |
| GUELDNER | D | 1 | - | - | - | - | - | - | 1 |
| GUTBROD | D | 1 | 1 | - | - | - | - | - | - |
| HAKO | D | 1 | - | - | 1 | - | - | - | - |
| HANOMAG | D | 1 | - | - | - | - | - | - | 1 |
| HATZ | D | 10 | - | - | 3 | - | - | - | 7 |
| HELA | D | 7 | - | 2 | 1 | - | 1 | - | 3 |
| HOLDER | D | 2 | 1 | - | - | - | - | - | 1 |
| HUERLIMANN | CH | 17 | - | - | - | 8 | 4 | 1 | 4 |
| INTERNATIONAL | D | 14 | - | - | - | 7 | 4 | 3 | - |

Fürstentum Liechtenstein, Motorfahrzeugstatistik

Landw. Einachs- und Mehrachstraktoren nach Herstellungsland und Marken

Fahrzeugbestand 01.07.99

| Marke | Herstellungsland | Total | Steuer-PS bis 3.09 | 3.10 bis 5.09 | 5.10 bis 10.09 | 10.10 bis 15.09 | 15.10 bis 20.09 | 20.10 und mehr | Ohne Angabe |
|-----------------|------------------|-------|--------------------------|---------------------|----------------------|-----------------------|-----------------------|----------------------|----------------|
| ISEKI | J | 2 | - | - | 1 | - | - | - | 1 |
| JOHN-DEERE | D | 7 | - | - | - | 3 | 3 | 1 | - |
| JOHN-DEERE | USA | 2 | - | - | - | - | - | 2 | - |
| KRAMER | D | 1 | - | - | - | 1 | - | - | - |
| KRIEGER | D | 1 | - | - | - | 1 | - | - | - |
| KUBOTA | J | 1 | - | 1 | - | - | - | - | - |
| LADOG | D | 1 | 1 | - | - | - | - | - | - |
| LAMBORGHINI | I | 2 | - | - | 1 | - | - | 1 | - |
| LANZ | D | 5 | - | - | 1 | 1 | - | 1 | 2 |
| LEIBER | D | 1 | - | 1 | - | - | - | - | - |
| LINDER | CH | 1 | - | - | 1 | - | - | - | - |
| LINDNER | A | 1 | - | - | - | 1 | - | - | - |
| MAGNI-HONDA | D | 2 | - | 1 | 1 | - | - | - | - |
| MAHLER | CH | 1 | - | - | - | - | - | 1 | - |
| MASSEY-FERGUSON | F | 14 | - | - | 1 | 5 | 6 | 2 | - |
| MASSEY-FERGUSON | GB | 9 | - | - | - | 8 | - | 1 | - |
| MASSEY-FERGUSON | I | 2 | - | - | - | 2 | - | - | - |
| MC-CORMICK | USA | 1 | - | - | - | 1 | - | - | - |
| MEILI | CH | 2 | - | - | 1 | 1 | - | - | - |
| NEW HOLLAND | I | 1 | - | - | - | 1 | - | - | - |
| NUSSMUELLER | A | 1 | - | - | 1 | - | - | - | - |
| OPEL | D | 6 | - | - | 1 | 1 | - | - | 4 |
| PORSCHE | D | 10 | - | 3 | 2 | - | - | - | 5 |
| RAPID | CH | 26 | 1 | 2 | 15 | 3 | 1 | - | 4 |
| RASANT | A | 4 | - | - | 3 | 1 | - | - | - |
| REFORM | A | 41 | - | - | 28 | 13 | - | - | - |
| RENAULT | F | 26 | - | - | - | 2 | 15 | 9 | - |
| SAME | I | 2 | - | - | - | 2 | - | - | - |
| SCHILTER | CH | 10 | 4 | - | 3 | - | 1 | - | 2 |
| STEYR | A | 34 | - | 1 | 2 | 11 | 11 | 6 | 3 |
| STEYR-PUCH | A | 4 | - | 3 | - | 1 | - | - | - |
| STEYRR | X | 2 | - | - | 2 | - | - | - | - |
| SUZUKI | J | 8 | - | 6 | 2 | - | - | - | - |
| UEBRIGE | X | 54 | 2 | 2 | 5 | 10 | 4 | 2 | 29 |
| UNIMOG | D | 1 | - | - | 1 | - | - | - | - |
| VEVEY | CH | 1 | - | - | - | - | - | - | 1 |
| WILLYS | USA | 1 | - | - | - | 1 | - | - | - |
| ZETOR | CZ | 3 | - | - | - | - | 1 | 1 | 1 |

Fürstentum Liechtenstein, Motorfahrzeugstatistik

Landw. Einachs- und Mehrachstraktoren nach Herstellungsland und Marken

Fahrzeugbestand 01.07.99

| Marke | Herstellungsland | Total | Steuer-PS bis 3.09 | 3.10 bis 5.09 | 5.10 bis 10.09 | 10.10 bis 15.09 | 15.10 bis 20.09 | 20.10 und mehr | Ohne Angabe |
|-------|------------------|-------|--------------------------|---------------------|----------------------|-----------------------|-----------------------|----------------------|----------------|
| Total | | 831 | 16 | 40 | 141 | 213 | 147 | 82 | 192 |

| Marke | Herstellungsland | Einachser |
|---------|------------------|-----------|
| AEBI | CH | 5 |
| BUCHER | CH | 3 |
| GRUNDER | CH | 1 |
| RAPID | CH | 35 |
| REFORM | A | 1 |
| UEBRIGE | X | 17 |
| Total | | 62 |

Fürstentum Liechtenstein, Motorfahrzeugstatistik

Personenwagen nach Herstellungsland, Marken und Gemeinden

Fahrzeugbestand 01.07.99

| Marke | Herstellungsland | Gemeinden | | | | | | | | | | | |
|---------------|------------------|-----------|-------|---------|---------|-------------|--------|---------|--------|--------|---------|--------------|---------|
| | | Total | Vaduz | Triesen | Balzers | Triesenberg | Schaan | Planken | Eschen | Mauren | Gamprin | Schellenberg | Ruggell |
| ACURA INTEGRA | J | 2 | - | - | 2 | - | - | - | - | - | - | - | - |
| ALFA | X | 2 | - | - | - | - | - | - | - | 2 | - | - | - |
| ALFA-ROMEO | I | 166 | 35 | 30 | 25 | 9 | 24 | - | 7 | 21 | 5 | 4 | 6 |
| ALPINA | D | 4 | - | 2 | 1 | - | 1 | - | - | - | - | - | - |
| ALPINE | F | 1 | - | - | 1 | - | - | - | - | - | - | - | - |
| AMC | USA | 1 | - | - | - | - | - | - | 1 | - | - | - | - |
| ASTON-MARTIN | GB | 9 | 4 | - | - | 1 | 2 | - | 1 | - | - | 1 | - |
| AUDI | D | 1593 | 353 | 188 | 137 | 122 | 307 | 16 | 162 | 157 | 50 | 24 | 77 |
| AUDI | H | 9 | 2 | 1 | 1 | - | 1 | 1 | 1 | 1 | - | 1 | - |
| AUDI-PORSCHE | D | 13 | 4 | 3 | 2 | 2 | 1 | - | - | 1 | - | - | - |
| AUSTIN | GB | 8 | 2 | 2 | - | - | 2 | - | - | - | - | 2 | - |
| BENTLEY | GB | 8 | 3 | 1 | 1 | - | - | - | - | 3 | - | - | - |
| BERTONE | I | 6 | 1 | 2 | 1 | - | 1 | - | - | - | 1 | - | - |
| BMW | D | 1072 | 263 | 202 | 117 | 51 | 161 | 12 | 89 | 84 | 25 | 19 | 49 |
| BMW/ALPINA | D | 23 | 4 | 6 | 2 | 1 | 5 | - | 3 | 1 | - | - | 1 |
| BRISTOL | GB | 1 | - | - | - | - | - | - | - | - | 1 | - | - |
| BUGATTI | F | 1 | - | 1 | - | - | - | - | - | - | - | - | - |
| BUICK | USA | 15 | 2 | - | 5 | - | 4 | 1 | - | 3 | - | - | - |
| CADILLAC | USA | 18 | 9 | 2 | - | - | 2 | - | 1 | 3 | 1 | - | - |
| CATERHAM | GB | 2 | - | - | - | - | - | - | - | 2 | - | - | - |
| CHEVROLET | USA | 70 | 13 | 25 | 3 | 1 | 10 | 2 | 9 | 2 | - | 1 | 4 |
| CHRYSLER | F | 1 | 1 | - | - | - | - | - | - | - | - | - | - |
| CHRYSLER | USA | 229 | 37 | 26 | 31 | 6 | 47 | 3 | 32 | 20 | 7 | 1 | 19 |
| CITROEN | F | 312 | 60 | 28 | 38 | 8 | 44 | 3 | 33 | 25 | 33 | 22 | 18 |
| CMC | USA | 1 | - | - | - | - | - | - | - | - | 1 | - | - |
| DAF | X | 1 | - | 1 | - | - | - | - | - | - | - | - | - |
| DAIHATSU | I | 8 | 1 | 1 | - | - | 5 | - | 1 | - | - | - | - |
| DAIHATSU | J | 84 | 4 | 14 | 13 | 14 | 17 | 2 | 5 | 6 | 2 | 3 | 4 |
| DAIMLER | GB | 20 | 5 | 2 | - | 3 | 4 | - | 2 | 1 | 1 | - | 2 |
| DATSUN | J | 8 | 1 | 3 | 1 | - | - | - | 1 | 1 | 1 | - | - |
| DE LOREAN | USA | 1 | 1 | - | - | - | - | - | - | - | - | - | - |
| DE TOMASO | I | 2 | 1 | - | - | - | 1 | - | - | - | - | - | - |
| DKW | D | 1 | - | 1 | - | - | - | - | - | - | - | - | - |
| DODGE | USA | 5 | 1 | 1 | 2 | - | - | - | - | - | - | - | 1 |
| DODGE | X | 5 | 1 | 1 | - | 1 | - | - | - | 1 | - | - | 1 |
| ENZMANN | CH | 1 | - | - | - | - | 1 | - | - | - | - | - | - |
| EXCALIBUR | USA | 1 | - | - | - | - | 1 | - | - | - | - | - | - |
| FERRARI | I | 50 | 24 | 6 | 4 | 1 | 10 | - | 2 | 1 | 1 | 1 | - |
| FIAT | F | 3 | - | - | - | - | 2 | - | 1 | - | - | - | - |
| FIAT | GB | 1 | - | - | - | - | 1 | - | - | - | - | - | - |

Fürstentum Liechtenstein, Motorfahrzeugstatistik

Personenwagen nach Herstellungsland, Marken und Gemeinden

Fahrzeugbestand 01.07.99

| Marke | Herstel- lungs- land | Triesen- | | | | | | | | | | | Schellen- | |
|---------------|----------------------------|----------|-------|---------|---------|------|--------|---------|--------|--------|---------|------|-----------|--|
| | | Total | Vaduz | Triesen | Balzers | berg | Schaan | Planken | Eschen | Mauren | Gamprin | berg | Ruggell | |
| FIAT | I | 514 | 95 | 82 | 74 | 27 | 101 | 5 | 49 | 43 | 16 | 9 | 13 | |
| FORD | D | 1252 | 182 | 145 | 257 | 63 | 193 | 10 | 116 | 147 | 50 | 19 | 70 | |
| FORD | E | 9 | - | 2 | 1 | - | - | - | 3 | 1 | 2 | - | - | |
| FORD | GB | 9 | 1 | 3 | - | - | 2 | - | 1 | 1 | 1 | - | - | |
| FORD | USA | 80 | 16 | 8 | 10 | 2 | 16 | 1 | 15 | 8 | 1 | 1 | 2 | |
| GLASPAC | BR | 1 | - | - | - | - | 1 | - | - | - | - | - | - | |
| GMC | USA | 4 | 2 | - | - | - | 1 | - | - | - | 1 | - | - | |
| HODGEP | H | 2 | 2 | - | - | - | - | - | - | - | - | - | - | |
| HONDA | GB | 22 | 3 | 2 | - | 1 | 10 | - | 2 | 2 | - | 1 | 1 | |
| HONDA | J | 255 | 46 | 34 | 15 | 9 | 92 | 1 | 15 | 9 | 18 | 4 | 12 | |
| HONDA | USA | 20 | 2 | 1 | 1 | - | 10 | - | 2 | 1 | 1 | - | 2 | |
| HUMBER | GB | 1 | - | - | 1 | - | - | - | - | - | - | - | - | |
| HYUNDAI | ROK | 61 | 6 | 3 | 8 | 1 | 14 | - | 9 | 11 | 1 | 3 | 5 | |
| INNOCENTI | I | 1 | - | - | - | - | - | - | - | 1 | - | - | - | |
| INTERNATIONAL | USA | 1 | - | - | - | - | - | - | - | - | - | 1 | - | |
| ISUZU | J | 16 | 3 | 4 | 1 | - | 1 | - | 3 | 3 | - | - | 1 | |
| IVÉCO | I | 5 | - | 2 | - | - | - | - | 1 | 2 | - | - | - | |
| JAGUAR | GB | 87 | 27 | 8 | 6 | - | 14 | - | 8 | 15 | 5 | 3 | 1 | |
| JEEP | USA | 215 | 41 | 39 | 19 | 14 | 37 | 3 | 22 | 21 | 4 | 6 | 9 | |
| JEEP | X | 17 | 5 | 3 | - | 1 | 2 | - | 1 | 3 | - | 2 | - | |
| JENSEN | GB | 1 | - | - | - | - | 1 | - | - | - | - | - | - | |
| KAISER | USA | 3 | - | 1 | - | - | - | - | - | 1 | - | 1 | - | |
| KAISER | X | 7 | 1 | 1 | - | - | - | - | 1 | 3 | - | - | 1 | |
| KIA | ROK | 6 | 1 | 1 | - | - | - | - | 1 | 2 | 1 | - | - | |
| KNAUS | X | 1 | - | 1 | - | - | - | - | - | - | - | - | - | |
| LADA | RUS | 2 | 1 | - | 1 | - | - | - | - | - | - | - | - | |
| LAGONDA | GB | 1 | - | - | - | - | 1 | - | - | - | - | - | - | |
| LALTESI | I | 1 | - | - | - | - | 1 | - | - | - | - | - | - | |
| LAMBORGHINI | I | 4 | 3 | - | - | - | - | - | 1 | - | - | - | - | |
| LANCIA | I | 100 | 17 | 21 | 24 | 8 | 14 | - | 5 | 9 | 1 | - | 1 | |
| LAND-ROVER | GB | 150 | 27 | 12 | 13 | 18 | 41 | 4 | 10 | 14 | 3 | 2 | 6 | |
| LAREL | CH | 1 | - | - | - | - | 1 | - | - | - | - | - | - | |
| LEXUS | B | 1 | 1 | - | - | - | - | - | - | - | - | - | - | |
| LEXUS | J | 9 | 3 | 3 | - | 1 | 1 | - | 1 | - | - | - | - | |
| LIGIER | F | 1 | - | - | - | - | - | - | 1 | - | - | - | - | |
| LINCOLN | X | 3 | 1 | - | - | - | - | - | 1 | - | 1 | - | - | |
| LOTUS | GB | 6 | 1 | - | 1 | - | 1 | - | 1 | 2 | - | - | - | |
| MAGIRUS-DEUTZ | D | 1 | - | - | - | - | 1 | - | - | - | - | - | - | |
| MASERATI | I | 6 | 3 | - | - | - | 1 | - | 1 | - | - | - | 1 | |
| MAZDA | J | 735 | 84 | 107 | 41 | 17 | 100 | 10 | 174 | 83 | 30 | 37 | 52 | |

Fürstentum Liechtenstein, Motorfahrzeugstatistik

Personenwagen nach Herstellungsland, Marken und Gemeinden

Fahrzeugbestand 01.07.99

| Marke | Herstellungsland | Triesenberg | | | | | | | | | | | |
|---------------------|------------------|-------------|-------|---------|---------|--------|---------|--------|--------|---------|--------------|---------|-----|
| | | Total | Vaduz | Triesen | Balzers | Schaan | Planken | Eschen | Mauren | Gamprin | Schellenberg | Ruggell | |
| MAZDA | USA | 1 | - | - | 1 | - | - | - | - | - | - | - | - |
| MERCEDES-BENZ | D | 1221 | 310 | 152 | 112 | 51 | 246 | 2 | 127 | 108 | 50 | 21 | 42 |
| MERCEDES-BENZ | E | 15 | 2 | 4 | 2 | - | 4 | - | 1 | - | 1 | - | 1 |
| MERCEDES-BENZ-HYMER | D | 4 | 1 | - | - | - | 2 | - | - | - | - | 1 | - |
| MG | GB | 10 | 2 | - | 1 | - | 2 | - | 1 | 1 | 3 | - | - |
| MGA | X | 1 | 1 | - | - | - | - | - | - | - | - | - | - |
| MICRO COMPACT CAR | CH | 15 | 3 | 4 | - | 1 | 5 | - | 1 | - | - | 1 | - |
| MICROCAR | F | 1 | 1 | - | - | - | - | - | - | - | - | - | - |
| MINI | GB | 10 | 3 | 2 | 1 | 2 | 1 | - | - | 1 | - | - | - |
| MITSUBISHI | J | 416 | 71 | 43 | 31 | 27 | 63 | 5 | 50 | 71 | 21 | 17 | 17 |
| MITSUBISHI | NL | 5 | 1 | - | - | - | - | - | - | 4 | - | - | - |
| MITSUBISHI | USA | 3 | 1 | - | - | - | - | - | 1 | 1 | - | - | - |
| MORRIS | GB | 1 | - | 1 | - | - | - | - | - | - | - | - | - |
| NASH | USA | 1 | - | - | - | - | - | - | - | 1 | - | - | - |
| NISSAN | E | 56 | 8 | 2 | 2 | 2 | 8 | 1 | 10 | 16 | 2 | 4 | 1 |
| NISSAN | GB | 137 | 9 | 10 | 15 | 5 | 26 | 1 | 20 | 34 | 7 | 6 | 4 |
| NISSAN | J | 476 | 57 | 46 | 24 | 18 | 94 | 5 | 63 | 114 | 22 | 15 | 18 |
| NISSAN | USA | 1 | 1 | - | - | - | - | - | - | - | - | - | - |
| NSU | D | 3 | 1 | 1 | 1 | - | - | - | - | - | - | - | - |
| OLDSMOBILE | USA | 8 | - | 1 | 3 | - | - | - | 2 | 1 | 1 | - | - |
| OM | I | 1 | - | - | - | - | 1 | - | - | - | - | - | - |
| OPEL | D | 1955 | 325 | 274 | 347 | 99 | 304 | 13 | 215 | 170 | 75 | 27 | 106 |
| OPEL | GB | 27 | 5 | 1 | 6 | 3 | 5 | - | 2 | 1 | 1 | 2 | 1 |
| OPEL | J | 15 | 2 | 1 | 3 | 2 | 3 | - | 1 | 1 | - | - | 2 |
| OPEL | USA | 16 | 7 | 4 | 2 | - | 1 | - | 1 | - | - | - | 1 |
| PANTHER | GB | 3 | - | - | - | - | 1 | - | - | 2 | - | - | - |
| PEUGEOT | F | 404 | 71 | 93 | 43 | 17 | 86 | 4 | 33 | 22 | 13 | 7 | 15 |
| PEUGEOT | X | 1 | - | 1 | - | - | - | - | - | - | - | - | - |
| PININFARINA | I | 2 | 2 | - | - | - | - | - | - | - | - | - | - |
| PLYMOUTH | USA | 2 | - | - | - | - | 2 | - | - | - | - | - | - |
| PONTIAC | USA | 34 | 7 | 5 | 7 | - | 6 | - | 3 | 3 | 2 | 1 | - |
| PORSCHE | D | 148 | 56 | 17 | 18 | 8 | 25 | 1 | 3 | 12 | 4 | - | 4 |
| PORSCHE | X | 7 | 3 | 1 | - | - | 2 | - | - | 1 | - | - | - |
| PUCH | A | 36 | 8 | 3 | 3 | 3 | 7 | - | 4 | 4 | 1 | 1 | 2 |
| QUATTRO | D | 8 | 3 | 2 | - | - | 1 | - | 2 | - | - | - | - |
| RENAULT | F | 1344 | 229 | 158 | 334 | 104 | 198 | 9 | 119 | 80 | 41 | 19 | 53 |
| RENAULT | X | 2 | - | - | - | - | - | - | 1 | - | 1 | - | - |
| RENAULT-SPORT | F | 2 | 1 | - | - | - | - | - | 1 | - | - | - | - |
| RILEY | GB | 1 | - | - | - | - | - | - | 1 | - | - | - | - |

Fürstentum Liechtenstein, Motorfahrzeugstatistik

Personenwagen nach Herstellungsland, Marken und Gemeinden

Fahrzeugbestand 01.07.99

| Marke | Herstellungsland | Triesenberg | | | | | | | | | | | |
|---------------------|------------------|--------------|-------------|-------------|-------------|-------------|-------------|------------|-------------|-------------|--------------|------------|------------|
| | | Total | Vaduz | Triesenberg | Balzers | Schaan | Planken | Eschen | Mauren | Gamprin | Schellenberg | Ruggell | |
| ROLLS-ROYCE | GB | 21 | 4 | 5 | - | - | 2 | - | 1 | 2 | 6 | 1 | - |
| ROVER | GB | 122 | 21 | 15 | 7 | 5 | 37 | 2 | 12 | 9 | - | 1 | 13 |
| SAAB | S | 98 | 20 | 11 | 6 | 7 | 25 | 1 | 12 | 6 | 4 | 2 | 4 |
| SEAT | E | 94 | 15 | 21 | 11 | 2 | 18 | 1 | 8 | 6 | 5 | 2 | 5 |
| SKODA | CZ | 6 | 1 | 1 | - | 1 | 3 | - | - | - | - | - | - |
| SSANGYONG | ROK | 2 | 2 | - | - | - | - | - | - | - | - | - | - |
| STEYR | A | 1 | - | - | - | - | - | - | 1 | - | - | - | - |
| STEYR-PUCH | A | 2 | - | - | 1 | - | 1 | - | - | - | - | - | - |
| STUDEBAKER | USA | 1 | - | - | - | - | - | - | - | 1 | - | - | - |
| SUBARU | H | 20 | 2 | 3 | 3 | 9 | - | - | - | - | 1 | - | 2 |
| SUBARU | J | 643 | 87 | 104 | 51 | 156 | 77 | 13 | 40 | 46 | 23 | 21 | 25 |
| SUBARU-LEGACY | USA | 1 | 1 | - | - | - | - | - | - | - | - | - | - |
| SULKY | I | 1 | - | 1 | - | - | - | - | - | - | - | - | - |
| SUZUKI | E | 21 | 2 | 4 | 3 | 5 | 2 | - | 3 | 1 | - | - | 1 |
| SUZUKI | H | 2 | 1 | - | - | - | - | - | - | - | - | - | 1 |
| SUZUKI | J | 188 | 38 | 35 | 15 | 14 | 31 | 5 | 19 | 7 | 8 | 5 | 11 |
| TALBOT | GB | 1 | - | - | - | - | - | - | - | 1 | - | - | - |
| TATRA | CZ | 1 | - | 1 | - | - | - | - | - | - | - | - | - |
| TOYOTA | GB | 9 | 2 | 2 | - | - | 2 | - | 1 | 1 | - | - | 1 |
| TOYOTA | J | 1501 | 275 | 274 | 135 | 174 | 199 | 15 | 122 | 127 | 55 | 45 | 80 |
| TRIUMPH | GB | 7 | 2 | 1 | 1 | - | 2 | - | 1 | - | - | - | - |
| UEBRIGE | X | 89 | 15 | 11 | 11 | 4 | 18 | 1 | 13 | 6 | 6 | 3 | 1 |
| UEBRIGE (SIEHE TYP) | D | 1 | - | - | - | - | - | - | 1 | - | - | - | - |
| UEBRIGE (SIEHE TYP) | PL | 1 | 1 | - | - | - | - | - | - | - | - | - | - |
| VAUXHALL | GB | 1 | - | - | - | - | - | - | - | 1 | - | - | - |
| VOLVO | NL | 1 | - | - | - | - | 1 | - | - | - | - | - | - |
| VOLVO | S | 417 | 113 | 60 | 40 | 15 | 78 | 4 | 42 | 27 | 11 | 8 | 19 |
| VW | D | 4095 | 757 | 452 | 345 | 374 | 728 | 55 | 479 | 415 | 156 | 130 | 204 |
| VW | USA | 4 | 1 | 1 | - | - | - | - | - | 2 | - | - | - |
| VW-MAN | D | 1 | 1 | - | - | - | - | - | - | - | - | - | - |
| WESTFIELD | GB | 2 | - | - | - | 1 | - | - | - | - | 1 | - | - |
| WILLYS | USA | 31 | 4 | 5 | 5 | 4 | 1 | 1 | 2 | 5 | 3 | - | 1 |
| WILLYS | X | 2 | - | - | - | - | - | - | 1 | - | 1 | - | - |
| WINNEBAGO | USA | 1 | - | - | 1 | - | - | - | - | - | - | - | - |
| Total | | 21150 | 3962 | 2865 | 2451 | 1495 | 3629 | 213 | 2215 | 2028 | 790 | 508 | 994 |

Fürstentum Liechtenstein, Motorfahrzeugstatistik

Anhänger nach Herstellungsland und Marken

Fahrzeugbestand 01.07.99

| Marke | Herstellungsland | Total | Pers.-Transp. Anh. | Sachen Transp. Anh. | Sattel Anh. | Sport Geräte Anh. | Wohn Anh. | Arbeits Anh. | Landw. Anh. | Motorrad Anh. | Übrige Anhänger |
|------------------|------------------|-------|--------------------|---------------------|-------------|-------------------|-----------|--------------|-------------|---------------|-----------------|
| ABL | X | 1 | - | - | - | 1 | - | - | - | - | - |
| ACKERMANN | CH | 3 | - | 3 | - | - | - | - | - | - | - |
| ADRIA | CH | 2 | - | - | - | - | 1 | - | - | - | 1 |
| AEBI | CH | 24 | - | 23 | - | - | - | 1 | - | - | - |
| AEBI/ATLAS COPCO | CH | 1 | - | - | - | - | - | 1 | - | - | - |
| AGADOS | X | 6 | - | 6 | - | - | - | - | - | - | - |
| ALB | X | 1 | - | - | - | - | - | 1 | - | - | - |
| ALF | X | 2 | - | 2 | - | - | - | - | - | - | - |
| ALGEMA | X | 2 | - | 2 | - | - | - | - | - | - | - |
| ALHO | X | 1 | - | - | - | - | - | 1 | - | - | - |
| ALPENKREUZER | X | 2 | - | - | - | - | 2 | - | - | - | - |
| AMMANN | CH | 2 | - | - | - | - | - | 2 | - | - | - |
| ANDRES | CH | 8 | - | 8 | - | - | - | - | - | - | - |
| ANSSEMS | X | 4 | - | 4 | - | - | - | - | - | - | - |
| ATLANTA | X | 1 | - | 1 | - | - | - | - | - | - | - |
| ATLAS | D | 1 | - | - | - | 1 | - | - | - | - | - |
| ATLAS | X | 2 | - | - | - | 1 | - | 1 | - | - | - |
| ATLAS-COPCO | B | 10 | - | - | - | - | - | 10 | - | - | - |
| ATLAS-COPCO | X | 5 | - | - | - | - | - | 5 | - | - | - |
| AUTOTRAILER | X | 1 | - | 1 | - | - | - | - | - | - | - |
| AUWAERTER | X | 7 | - | 7 | - | - | - | - | - | - | - |
| AZAR | X | 2 | - | - | - | - | - | 2 | - | - | - |
| BACHMANN | CH | 2 | - | 2 | - | - | - | - | - | - | - |
| BAETSCHMANN | CH | 1 | - | - | - | - | - | - | - | - | 1 |
| BAKOMAT | CH | 2 | - | - | - | - | - | 2 | - | - | - |
| BARENTS | X | 3 | - | 3 | - | - | - | - | - | - | - |
| BARTHAU | X | 5 | - | 5 | - | - | - | - | - | - | - |
| BARTOLETTI | X | 4 | - | 4 | - | - | - | - | - | - | - |
| BAUMGARTNER | CH | 2 | - | 2 | - | - | - | - | - | - | - |
| BECK | CH | 3 | - | 3 | - | - | - | - | - | - | - |
| BENALU | X | 4 | - | 4 | - | - | - | - | - | - | - |
| BERGER | CH | 3 | - | 3 | - | - | - | - | - | - | - |
| BERGER | D | 3 | - | 3 | - | - | - | - | - | - | - |
| BERGER | X | 3 | - | 3 | - | - | - | - | - | - | - |
| BERNHARD | CH | 1 | - | 1 | - | - | - | - | - | - | - |
| BERNOLD | CH | 1 | - | - | - | - | - | 1 | - | - | - |
| BIRRRER | CH | 13 | - | 13 | - | - | - | - | - | - | - |
| BLOMERT | X | 6 | - | - | - | 6 | - | - | - | - | - |
| BOECKER | X | 2 | - | - | - | - | - | 2 | - | - | - |

Fürstentum Liechtenstein, Motorfahrzeugstatistik

Anhänger nach Herstellungsland und Marken

Fahrzeugbestand 01.07.99

| Marke | Herstellungsland | Total | Pers.-Transp. Anh. | Sachen Transp. Anh. | Sattel Anh. | Sport Geräte Anh. | Wohn Anh. | Arbeits Anh. | Landw. Anh. | Motorrad Anh. | Übrige Anhänger |
|-------------|------------------|-------|--------------------|---------------------|-------------|-------------------|-----------|--------------|-------------|---------------|-----------------|
| BOECKMANN | X | 18 | - | 7 | - | 11 | - | - | - | - | - |
| BOSCHUNG | CH | 1 | - | - | - | - | - | 1 | - | - | - |
| BRAKO | X | 1 | - | 1 | - | - | - | - | - | - | - |
| BRATSCHI | CH | 1 | - | 1 | - | - | - | - | - | - | - |
| BRENDERUP | X | 12 | - | 11 | - | 1 | - | - | - | - | - |
| BRUEHLMANN | CH | 1 | - | 1 | - | - | - | - | - | - | - |
| BUEHLER | CH | 1 | - | 1 | - | - | - | - | - | - | - |
| BUEHRER | CH | 1 | - | 1 | - | - | - | - | - | - | - |
| BUER | X | 1 | - | 1 | - | - | - | - | - | - | - |
| BUERSTNER | X | 26 | - | - | - | - | 26 | - | - | - | - |
| BURG | X | 2 | - | 2 | - | - | - | - | - | - | - |
| BZS | CH | 2 | - | 1 | - | - | - | 1 | - | - | - |
| CADOLTO | X | 13 | - | - | - | - | - | 13 | - | - | - |
| CAMP-LET | X | 2 | - | - | - | 1 | 1 | - | - | - | - |
| CARAVELAIR | X | 1 | - | - | - | - | 1 | - | - | - | - |
| CARBOFER | CH | 1 | - | - | - | - | - | 1 | - | - | - |
| CARDI | X | 2 | - | 2 | - | - | - | - | - | - | - |
| CATTANEO | X | 1 | - | - | - | - | - | 1 | - | - | - |
| CAVIEZEL | CH | 2 | - | 2 | - | - | - | - | - | - | - |
| CHAIGNEAU | X | 1 | - | - | - | 1 | - | - | - | - | - |
| CHATEAU | X | 1 | - | - | - | - | 1 | - | - | - | - |
| CHEREAU | X | 1 | - | 1 | - | - | - | - | - | - | - |
| CI-WILK | X | 5 | - | - | - | - | 5 | - | - | - | - |
| COBRA | CH | 1 | - | - | - | - | - | 1 | - | - | - |
| CONDECTA | CH | 2 | - | - | - | - | - | 2 | - | - | - |
| CONDECTA | I | 7 | - | - | - | - | - | 7 | - | - | - |
| CONDECTA | X | 3 | - | - | - | - | - | 3 | - | - | - |
| CONDOR | CH | 8 | - | 7 | - | - | - | - | - | 1 | - |
| CONTRAFEU | CH | 1 | - | - | - | - | - | 1 | - | - | - |
| COSMOS | CH | 18 | - | 5 | - | - | - | - | - | 13 | - |
| CRISTALL | X | 1 | - | - | - | - | 1 | - | - | - | - |
| DALTEC | CH | 1 | - | 1 | - | - | - | - | - | - | - |
| DELLSPERGER | CH | 13 | - | 11 | - | 2 | - | - | - | - | - |
| DEMAG | D | 3 | - | - | - | - | - | 3 | - | - | - |
| DETHLEFFS | X | 12 | - | 1 | - | - | 11 | - | - | - | - |
| DEVES | X | 2 | - | 2 | - | - | - | - | - | - | - |
| DIEBAU | X | 1 | - | - | - | - | - | 1 | - | - | - |
| DOLL | X | 1 | - | 1 | - | - | - | - | - | - | - |
| DOTTO | X | 2 | 2 | - | - | - | - | - | - | - | - |

Fürstentum Liechtenstein, Motorfahrzeugstatistik

Anhänger nach Herstellungsland und Marken

Fahrzeugbestand 01.07.99

| Marke | Herstellungsland | Total | Pers.-Transp. Anh. | Sachen Transp. Anh. | Sattel Anh. | Sport Geräte Anh. | Wohn Anh. | Arbeits Anh. | Landw. Anh. | Motorrad Anh. | Übrige Anhänger |
|----------------|------------------|-------|--------------------|---------------------|-------------|-------------------|-----------|--------------|-------------|---------------|-----------------|
| DRAIZE | CH | 1 | - | 1 | - | - | - | - | - | - | - |
| DUERST | CH | 4 | - | 3 | - | - | - | 1 | - | - | - |
| DURANA | CH | 1 | - | 1 | - | - | - | - | - | - | - |
| DYM | CH | 8 | - | - | - | - | - | 8 | - | - | - |
| EBERLE | X | 1 | - | 1 | - | - | - | - | - | - | - |
| ECOAIR | X | 2 | - | - | - | - | - | 2 | - | - | - |
| EGLI | CH | 16 | - | 2 | - | - | - | 14 | - | - | - |
| EHRSAM | CH | 8 | - | - | - | - | - | 8 | - | - | - |
| EICKORN | X | 1 | - | 1 | - | - | - | - | - | - | - |
| EIFELLAND | X | 1 | - | - | - | - | 1 | - | - | - | - |
| ELAIME | X | 1 | - | - | - | - | 1 | - | - | - | - |
| ELLEBI | X | 5 | - | 5 | - | - | - | - | - | - | - |
| ELWA | CH | 2 | - | 2 | - | - | - | - | - | - | - |
| EPOKE | X | 4 | - | - | - | - | - | 4 | - | - | - |
| EQUIPE | X | 2 | - | 2 | - | - | - | - | - | - | - |
| ERDE | CH | 1 | - | 1 | - | - | - | - | - | - | - |
| ERDE | X | 1 | - | 1 | - | - | - | - | - | - | - |
| ERIBA | X | 3 | - | - | - | - | 3 | - | - | - | - |
| ERKA | X | 9 | - | 7 | - | - | 2 | - | - | - | - |
| ESS | X | 38 | - | 38 | - | - | - | - | - | - | - |
| ESSELMANN/HAMM | X | 1 | - | - | - | - | - | - | - | - | 1 |
| ESTRICH-BOY | X | 3 | - | - | - | - | - | 3 | - | - | - |
| ETTINGER | CH | 15 | - | - | - | - | - | 15 | - | - | - |
| EUROLIFT | X | 2 | - | - | - | - | - | 2 | - | - | - |
| FABA | CH | 1 | - | 1 | - | - | - | - | - | - | - |
| FANKHAUSER | CH | 4 | - | 4 | - | - | - | - | - | - | - |
| FELDBINDER | X | 11 | - | 11 | - | - | - | - | - | - | - |
| FENDT | D | 3 | - | - | - | - | 3 | - | - | - | - |
| FENDT | X | 2 | - | - | - | - | 2 | - | - | - | - |
| FEUERSCHUTZ | CH | 1 | - | - | - | - | - | 1 | - | - | - |
| FEUERSTEIN | CH | 4 | - | 4 | - | - | - | - | - | - | - |
| FFB | X | 1 | - | 1 | - | - | - | - | - | - | - |
| FITZEL | X | 19 | - | 18 | - | 1 | - | - | - | - | - |
| FLIEGL | X | 2 | - | 2 | - | - | - | - | - | - | - |
| FLOHR | CH | 1 | - | - | - | - | - | 1 | - | - | - |
| FRECH-HOCH | CH | 2 | - | 2 | - | - | - | - | - | - | - |
| FREEBIRD | X | 1 | - | - | - | - | - | - | - | 1 | - |
| FREHNER | CH | 8 | - | 7 | - | - | - | 1 | - | - | - |
| FRICK | CH | 5 | - | 2 | - | 1 | - | 2 | - | - | - |

Fürstentum Liechtenstein, Motorfahrzeugstatistik

Anhänger nach Herstellungsland und Marken

Fahrzeugbestand 01.07.99

| Marke | Herstellungsland | Total | Pers.- Transp. Anh. | Sachen Transp. Anh. | Sattel Anh. | Sport Geräte Anh. | Wohn Anh. | Arbeits Anh. | Landw. Anh. | Motor- rad Anh. | Übrige An- hänger |
|------------------|------------------|-------|---------------------------|---------------------------|----------------|-------------------------|--------------|-----------------|----------------|-----------------------|-------------------------|
| FRUEHAUF | X | 1 | - | 1 | - | - | - | - | - | - | - |
| FTS | CH | 5 | - | 5 | - | - | - | - | - | - | - |
| GAMO | X | 1 | - | 1 | - | - | - | - | - | - | - |
| GANGLOFF | CH | 4 | - | 4 | - | - | - | - | - | - | - |
| GANTENBEIN | CH | 1 | - | 1 | - | - | - | - | - | - | - |
| GASSNER | CH | 3 | - | 2 | - | - | - | 1 | - | - | - |
| GEIGER | CH | 1 | - | 1 | - | - | - | - | - | - | - |
| GERMANIA | X | 6 | - | 1 | - | 5 | - | - | - | - | - |
| GESER | CH | 2 | - | 2 | - | - | - | - | - | - | - |
| GK GRUENENFELDER | CH | 27 | - | 27 | - | - | - | - | - | - | - |
| GMUENDER | CH | 1 | - | 1 | - | - | - | - | - | - | - |
| GOLDHOFER | X | 2 | - | 2 | - | - | - | - | - | - | - |
| GRABER | CH | 1 | - | - | - | - | - | 1 | - | - | - |
| GREUTER | CH | 2 | - | 2 | - | - | - | - | - | - | - |
| GRIESSER | CH | 1 | - | 1 | - | - | - | - | - | - | - |
| GROSSMANN | CH | 1 | - | - | - | - | - | 1 | - | - | - |
| GYGAX | CH | 1 | - | 1 | - | - | - | - | - | - | - |
| HAENNI | CH | 1 | - | - | - | - | - | 1 | - | - | - |
| HAESLI | CH | 1 | - | 1 | - | - | - | - | - | - | - |
| HAESSIG | CH | 1 | - | 1 | - | - | - | - | - | - | - |
| HAFFA | CH | 2 | - | - | - | - | - | 2 | - | - | - |
| HAMMELMANN | X | 1 | - | - | - | - | - | 1 | - | - | - |
| HAMSTER | CH | 1 | - | - | - | - | - | 1 | - | - | - |
| HAND | CH | 1 | - | 1 | - | - | - | - | - | - | - |
| HANGLER | X | 26 | - | 26 | - | - | - | - | - | - | - |
| HANSEN | CH | 1 | - | - | - | - | - | 1 | - | - | - |
| HAPERT | X | 7 | - | 7 | - | - | - | - | - | - | - |
| HARBECK | X | 14 | - | 1 | - | 13 | - | - | - | - | - |
| HEINEMANN | X | 256 | - | 240 | - | 7 | 8 | 1 | - | - | - |
| HEINKEL | D | 14 | - | - | - | - | - | 14 | - | - | - |
| HEINKEL | X | 2 | - | - | - | - | - | 1 | - | - | 1 |
| HEKLA | CH | 1 | - | 1 | - | - | - | - | - | - | - |
| HEKU | X | 2 | - | 1 | - | 1 | - | - | - | - | - |
| HENRA | X | 4 | - | 2 | - | 2 | - | - | - | - | - |
| HENSLER | X | 2 | - | 2 | - | - | - | - | - | - | - |
| HILLE | X | 1 | - | 1 | - | - | - | - | - | - | - |
| HIRTH | X | 3 | - | 3 | - | - | - | - | - | - | - |
| HOBBY | X | 47 | - | - | - | - | 47 | - | - | - | - |
| HOEFNER | X | 98 | - | 96 | - | - | - | 2 | - | - | - |

Fürstentum Liechtenstein, Motorfahrzeugstatistik

Anhänger nach Herstellungsland und Marken

Fahrzeugbestand 01.07.99

| Marke | Herstellungsland | Total | Pers.-Transp. Anh. | Sachen Transp. Anh. | Sattel Anh. | Sport Geräte Anh. | Wohn Anh. | Arbeits Anh. | Landw. Anh. | Motorrad Anh. | Übrige Anhänger |
|--------------------|------------------|-------|--------------------|---------------------|-------------|-------------------|-----------|--------------|-------------|---------------|-----------------|
| HOFER | CH | 1 | - | 1 | - | - | - | - | - | - | - |
| HOFMANN (HOFFMANN) | D | 1 | - | 1 | - | - | - | - | - | - | - |
| HOLMAN | X | 5 | - | - | - | - | - | 5 | - | - | - |
| HONOLD | X | 1 | - | 1 | - | - | - | - | - | - | - |
| HUGENTOBLER | CH | 1 | - | 1 | - | - | - | - | - | - | - |
| HUGGEL | CH | 1 | - | 1 | - | - | - | - | - | - | - |
| HUGGLER | CH | 45 | - | - | - | - | - | 45 | - | - | - |
| HUMBAUR | X | 91 | - | 91 | - | - | - | - | - | - | - |
| HUNZIKER | CH | 4 | - | - | - | - | - | 4 | - | - | - |
| HUSER | CH | 5 | - | 2 | - | 3 | - | - | - | - | - |
| HUTTNER | X | 1 | - | 1 | - | - | - | - | - | - | - |
| HWR | X | 2 | - | - | - | 2 | - | - | - | - | - |
| HYDRAMECH | CH | 1 | - | - | - | 1 | - | - | - | - | - |
| HYDRO-KULI | CH | 1 | - | - | - | - | - | 1 | - | - | - |
| HYMER | X | 21 | - | 20 | - | - | - | 1 | - | - | - |
| IFOR-WILLIAMS | X | 11 | - | 10 | - | 1 | - | - | - | - | - |
| IMAP | X | 1 | - | - | - | 1 | - | - | - | - | - |
| IMV ADRIA | X | 2 | - | - | - | - | 2 | - | - | - | - |
| INGERSOLL-RAND | X | 2 | - | - | - | - | - | 2 | - | - | - |
| INTRADYM | CH | 4 | - | - | - | - | - | 4 | - | - | - |
| JAMET | X | 2 | - | - | - | - | 2 | - | - | - | - |
| JODAG | X | 5 | - | - | - | - | - | 5 | - | - | - |
| JOTHA | X | 2 | - | 2 | - | - | - | - | - | - | - |
| KÄESER | X | 1 | - | - | - | - | - | 1 | - | - | - |
| KAESSBOHRER | D | 22 | - | 22 | - | - | - | - | - | - | - |
| KAESSBOHRER | X | 2 | - | 2 | - | - | - | - | - | - | - |
| KAISER | CH | 7 | - | 1 | - | - | - | 6 | - | - | - |
| KAISER | FL | 2 | - | 2 | - | - | - | - | - | - | - |
| KAISER | X | 1 | - | - | - | - | - | 1 | - | - | - |
| KALI | X | 1 | - | - | - | - | - | - | - | - | 1 |
| KAUFMANN | CH | 1 | - | 1 | - | - | - | - | - | - | - |
| KELLER | CH | 1 | - | 1 | - | - | - | - | - | - | - |
| KLAAS | X | 2 | - | - | - | - | - | 2 | - | - | - |
| KLEPPER | X | 1 | - | - | - | - | 1 | - | - | - | - |
| KLEUSBERG | X | 1 | - | - | - | - | - | 1 | - | - | - |
| KNAUS | X | 11 | - | - | - | - | 10 | 1 | - | - | - |
| KNAUSS | X | 3 | - | - | - | - | - | 3 | - | - | - |
| KNOTT | X | 2 | - | 1 | - | - | - | - | - | - | 1 |
| KNUPP | CH | 2 | - | 2 | - | - | - | - | - | - | - |

Fürstentum Liechtenstein, Motorfahrzeugstatistik

Anhänger nach Herstellungsland und Marken

Fahrzeugbestand 01.07.99

| Marke | Herstellungsland | Total | Pers.-Transp. Anh. | Sachen Transp. Anh. | Sattel Anh. | Sport Geräte Anh. | Wohn Anh. | Arbeits Anh. | Landw. Anh. | Motorrad Anh. | Übrige Anhänger |
|--------------|------------------|-------|--------------------|---------------------|-------------|-------------------|-----------|--------------|-------------|---------------|-----------------|
| KOEGEL | X | 39 | - | 39 | - | - | - | - | - | - | - |
| KOFEL | CH | 2 | - | - | - | - | - | 2 | - | - | - |
| KRAPF | CH | 2 | - | 2 | - | - | - | - | - | - | - |
| KREIS | CH | 1 | - | - | - | - | - | 1 | - | - | - |
| KRESS | X | 8 | - | 2 | - | 6 | - | - | - | - | - |
| KRONE | X | 14 | - | 14 | - | - | - | - | - | - | - |
| LA BOHEME | X | 1 | - | 1 | - | - | - | - | - | - | - |
| LAG | CH | 1 | - | 1 | - | - | - | - | - | - | - |
| LAG | X | 4 | - | 4 | - | - | - | - | - | - | - |
| LAMBERET | X | 1 | - | 1 | - | - | - | - | - | - | - |
| LANZ | D | 12 | - | 12 | - | - | - | - | - | - | - |
| LANZ+MARTI | CH | 2 | - | 2 | - | - | - | - | - | - | - |
| LEUZINGER | CH | 2 | - | - | - | - | - | 2 | - | - | - |
| LIBERTY | X | 1 | - | - | - | - | 1 | - | - | - | - |
| LIEBHERR | A | 2 | - | - | - | - | - | 2 | - | - | - |
| LIEBHERR | D | 1 | - | - | - | - | - | 1 | - | - | - |
| LMC | X | 2 | - | - | - | - | 2 | - | - | - | - |
| LOHR | X | 2 | - | 2 | - | - | - | - | - | - | - |
| LORD | X | 1 | - | - | - | - | 1 | - | - | - | - |
| LUTZ | X | 1 | - | 1 | - | - | - | - | - | - | - |
| MACO | X | 3 | - | - | - | - | - | 3 | - | - | - |
| MACO-MEUDON | X | 10 | - | - | - | - | - | 10 | - | - | - |
| MACO-SULLAIR | X | 11 | - | - | - | - | - | 11 | - | - | - |
| MADA | X | 1 | - | - | - | 1 | - | - | - | - | - |
| MARBACH | CH | 1 | - | 1 | - | - | - | - | - | - | - |
| MARECHAL | X | 1 | - | - | - | - | 1 | - | - | - | - |
| MAROLF | CH | 2 | - | 2 | - | - | - | - | - | - | - |
| MARQUARDT | X | 4 | - | 1 | - | 3 | - | - | - | - | - |
| MARTE | USA | 1 | - | 1 | - | - | - | - | - | - | - |
| MARTE | X | 2 | - | 2 | - | - | - | - | - | - | - |
| MARTIN | CH | 1 | - | 1 | - | - | - | - | - | - | - |
| MASTERCRAFT | X | 1 | - | - | - | 1 | - | - | - | - | - |
| MAZ | CH | 2 | - | 2 | - | - | - | - | - | - | - |
| MEIER | CH | 3 | - | 2 | - | 1 | - | - | - | - | - |
| MENZI | CH | 34 | - | 34 | - | - | - | - | - | - | - |
| METTAUER | CH | 4 | - | 1 | - | - | - | 3 | - | - | - |
| METZ | X | 1 | - | 1 | - | - | - | - | - | - | - |
| MEUSBURGER | X | 101 | - | 101 | - | - | - | - | - | - | - |
| MOREL | CH | 1 | - | 1 | - | - | - | - | - | - | - |

Fürstentum Liechtenstein, Motorfahrzeugstatistik

Anhänger nach Herstellungsland und Marken

Fahrzeugbestand 01.07.99

| Marke | Herstellungsland | Total | Pers.-Transp. Anh. | Sachen Transp. Anh. | Sattel Anh. | Sport Geräte Anh. | Wohn Anh. | Arbeits Anh. | Landw. Anh. | Motorrad Anh. | Übrige Anhänger |
|------------------------------|------------------|-------|--------------------|---------------------|-------------|-------------------|-----------|--------------|-------------|---------------|-----------------|
| MOSEL | X | 1 | - | - | - | 1 | - | - | - | - | - |
| MOSER | CH | 5 | - | 5 | - | - | - | - | - | - | - |
| MUELLER | CH | 1 | - | 1 | - | - | - | - | - | - | - |
| MUELLER MITTELTAL | X | 2 | - | 2 | - | - | - | - | - | - | - |
| MUENSTERLAND | X | 3 | - | - | - | - | 3 | - | - | - | - |
| MULTISTAR | X | 1 | - | - | - | - | - | 1 | - | - | - |
| NAEF | CH | 1 | - | 1 | - | - | - | - | - | - | - |
| NAUTILUS | X | 2 | - | - | - | 2 | - | - | - | - | - |
| NEGELE | CH | 2 | - | 2 | - | - | - | - | - | - | - |
| NENCKI | CH | 1 | - | 1 | - | - | - | - | - | - | - |
| NEUHAUS | CH | 17 | - | 17 | - | - | - | - | - | - | - |
| NIEDERBERGER | CH | 4 | - | - | - | - | - | 4 | - | - | - |
| NIEWIADOW | X | 1 | - | 1 | - | - | - | - | - | - | - |
| NIFTYLIFT | X | 1 | - | - | - | - | - | 1 | - | - | - |
| NOKA | CH | 1 | - | - | - | - | - | 1 | - | - | - |
| NUESSLI | CH | 1 | - | 1 | - | - | - | - | - | - | - |
| OLBERNHAU (VEB/ALPENKREUZER) | X | 3 | - | 1 | - | - | 2 | - | - | - | - |
| OSTALB | X | 1 | - | - | - | - | 1 | - | - | - | - |
| PACKO | X | 1 | - | 1 | - | - | - | - | - | - | - |
| PANNEX | CH | 1 | - | - | - | 1 | - | - | - | - | - |
| PARADISO | X | 1 | - | - | - | - | 1 | - | - | - | - |
| PARAGAN | X | 1 | - | 1 | - | - | - | - | - | - | - |
| PEGASUS | CH | 1 | - | 1 | - | - | - | - | - | - | - |
| PEINER | X | 1 | - | - | - | - | - | 1 | - | - | - |
| PEKA | X | 1 | - | - | - | 1 | - | - | - | - | - |
| PETER | CH | 3 | - | 3 | - | - | - | - | - | - | - |
| PFANDER | CH | 19 | - | 19 | - | - | - | - | - | - | - |
| PFYL | CH | 1 | - | 1 | - | - | - | - | - | - | - |
| PIETSCH | X | 3 | - | - | - | - | - | 3 | - | - | - |
| PIONIER | CH | 5 | - | 3 | - | - | - | 2 | - | - | - |
| PONGRATZ | X | 194 | - | 190 | - | 1 | - | 3 | - | - | - |
| POTAIN | X | 8 | - | - | - | - | - | 8 | - | - | - |
| PUTZKNECHT | X | 1 | - | - | - | - | - | 1 | - | - | - |
| RACLET | X | 12 | - | - | - | - | 12 | - | - | - | - |
| RAGT | CH | 1 | - | - | - | - | - | 1 | - | - | - |
| RAMIREZ | X | 1 | - | 1 | - | - | - | - | - | - | - |
| RAMPF-FABA | CH | 1 | - | 1 | - | - | - | - | - | - | - |
| RAPIDO | X | 6 | - | - | - | - | 6 | - | - | - | - |
| RAST | X | 1 | - | 1 | - | - | - | - | - | - | - |

Fürstentum Liechtenstein, Motorfahrzeugstatistik

Anhänger nach Herstellungsland und Marken

Fahrzeugbestand 01.07.99

| Marke | Herstellungsland | Total | Pers.- Transp. Anh. | Sachen Transp. Anh. | Sattel Anh. | Sport Geräte Anh. | Wohn Anh. | Arbeits Anh. | Landw. Anh. | Motor- rad Anh. | Übrige An- hänger |
|----------------|------------------|-------|---------------------------|---------------------------|----------------|-------------------------|--------------|-----------------|----------------|-----------------------|-------------------------|
| REBER | CH | 1 | - | 1 | - | - | - | - | - | - | - |
| REGGIANA | X | 2 | - | 1 | - | 1 | - | - | - | - | - |
| RETTENMAIER | X | 5 | - | 2 | - | 3 | - | - | - | - | - |
| REY | CH | 1 | - | 1 | - | - | - | - | - | - | - |
| RICE | X | 1 | - | - | - | 1 | - | - | - | - | - |
| RIGA | CH | 1 | - | 1 | - | - | - | - | - | - | - |
| RIGLING | X | 1 | - | - | - | - | - | 1 | - | - | - |
| RINDLISBACHER | CH | 1 | - | 1 | - | - | - | - | - | - | - |
| ROHO | X | 1 | - | - | - | - | - | 1 | - | - | - |
| ROSENBAUER | X | 1 | - | - | - | - | - | 1 | - | - | - |
| ROSTA | CH | 3 | - | 2 | - | - | - | 1 | - | - | - |
| RUBAG | X | 1 | - | - | - | - | - | 1 | - | - | - |
| RUEDISUEHLI | CH | 1 | - | 1 | - | - | - | - | - | - | - |
| SAEBU | X | 1 | - | - | - | - | - | 1 | - | - | - |
| SARIS | X | 84 | - | 82 | - | - | - | 2 | - | - | - |
| SATELLITE | X | 1 | - | - | - | 1 | - | - | - | - | - |
| SCHAEDLE | CH | 7 | - | 7 | - | - | - | - | - | - | - |
| SCHAEDLER | CH | 2 | - | 1 | - | - | - | 1 | - | - | - |
| SCHAUBSTAHL | X | 1 | - | 1 | - | - | - | - | - | - | - |
| SCHELLING | CH | 3 | - | 3 | - | - | - | - | - | - | - |
| SCHEUERLE | X | 1 | - | 1 | - | - | - | - | - | - | - |
| SCHMIDT | X | 1 | - | 1 | - | - | - | - | - | - | - |
| SCHMITZ | X | 54 | - | 54 | - | - | - | - | - | - | - |
| SCHURTI | CH | 2 | - | 2 | - | - | - | - | - | - | - |
| SCHWARZ | X | 1 | - | 1 | - | - | - | - | - | - | - |
| SCHWARZMUELLER | X | 67 | - | 67 | - | - | - | - | - | - | - |
| SCHWEIKERT | X | 1 | - | - | - | - | 1 | - | - | - | - |
| SENSA | CH | 11 | - | 9 | - | - | - | 2 | - | - | - |
| SIGG | X | 4 | - | 1 | - | 3 | - | - | - | - | - |
| SOMMER | X | 5 | - | 5 | - | - | - | - | - | - | - |
| SOSAG | X | 1 | - | - | - | - | - | 1 | - | - | - |
| SPIER | X | 16 | - | 16 | - | - | - | - | - | - | - |
| SPINDELBERGER | X | 1 | - | - | - | 1 | - | - | - | - | - |
| SPRINT-TRAILER | X | 1 | - | - | - | 1 | - | - | - | - | - |
| STAG | CH | 1 | - | - | - | - | - | 1 | - | - | - |
| STAHL | CH | 1 | - | 1 | - | - | - | - | - | - | - |
| STEIN | X | 2 | - | 2 | - | - | - | - | - | - | - |
| STEINBACHER | X | 1 | - | - | - | 1 | - | - | - | - | - |
| STEINHAUSER | X | 4 | - | 3 | - | 1 | - | - | - | - | - |

Fürstentum Liechtenstein, Motorfahrzeugstatistik

Anhänger nach Herstellungsland und Marken

Fahrzeugbestand 01.07.99

| Marke | Herstellungsland | Total | Pers.-Transp. Anh. | Sachen Transp. Anh. | Sattel Anh. | Sport Geräte Anh. | Wohn Anh. | Arbeits Anh. | Landw. Anh. | Motorrad Anh. | Übrige Anhänger |
|---------------------|------------------|-------|--------------------|---------------------|-------------|-------------------|-----------|--------------|-------------|---------------|-----------------|
| STEININGER | X | 4 | - | 4 | - | - | - | - | - | - | - |
| STEMA | X | 1 | - | 1 | - | - | - | - | - | - | - |
| STERCKEMAN | X | 1 | - | - | - | - | 1 | - | - | - | - |
| STERN | X | 1 | - | 1 | - | - | - | - | - | - | - |
| STIERLIN | CH | 1 | - | 1 | - | - | - | - | - | - | - |
| STIRNIMANN | CH | 2 | - | - | - | - | - | 2 | - | - | - |
| STOEGER | X | 2 | - | - | - | 2 | - | - | - | - | - |
| STUCKI | CH | 1 | - | 1 | - | - | - | - | - | - | - |
| STUESSI | CH | 8 | - | 1 | - | 7 | - | - | - | - | - |
| STUGEBA | X | 1 | - | - | - | - | - | 1 | - | - | - |
| SULLAIR | X | 2 | - | - | - | - | - | 2 | - | - | - |
| SUTER | CH | 2 | - | - | - | - | - | 2 | - | - | - |
| SUTTER | CH | 1 | - | - | - | - | - | 1 | - | - | - |
| SWISS HORSE | CH | 1 | - | 1 | - | - | - | - | - | - | - |
| SWISSTRAILER | CH | 4 | - | 4 | - | - | - | - | - | - | - |
| TABBERT | X | 9 | - | 2 | - | - | 7 | - | - | - | - |
| TANNER | CH | 3 | - | 3 | - | - | - | - | - | - | - |
| TEC | X | 2 | - | - | - | - | 2 | - | - | - | - |
| TECHAU | X | 1 | - | 1 | - | - | - | - | - | - | - |
| TEHNIKA | X | 8 | - | 8 | - | - | - | - | - | - | - |
| THERMOFORCE | CH | 1 | - | 1 | - | - | - | - | - | - | - |
| THEURER | X | 2 | - | 2 | - | - | - | - | - | - | - |
| THIEL | X | 5 | - | 2 | - | 3 | - | - | - | - | - |
| THRUN-EICKER | X | 1 | - | - | - | - | 1 | - | - | - | - |
| TISA | CH | 1 | - | - | - | - | - | 1 | - | - | - |
| TRIGANO | X | 4 | - | - | - | - | 4 | - | - | - | - |
| TROESCH | CH | 1 | - | 1 | - | - | - | - | - | - | - |
| UEBRIGE | X | 396 | - | 272 | - | 22 | 13 | 79 | - | - | 10 |
| UEBRIGE (SIEHE TYP) | A | 4 | - | 4 | - | - | - | - | - | - | - |
| UEBRIGE (SIEHE TYP) | CH | 2 | - | 2 | - | - | - | - | - | - | - |
| UEBRIGE (SIEHE TYP) | DK | 2 | - | 2 | - | - | - | - | - | - | - |
| UEBRIGE (SIEHE TYP) | FL | 5 | - | 4 | - | - | - | 1 | - | - | - |
| UEBRIGE (SIEHE TYP) | NL | 1 | - | 1 | - | - | - | - | - | - | - |
| UEBRIGE (SIEHE TYP) | X | 11 | - | 9 | - | 2 | - | - | - | - | - |
| UMBRA | X | 1 | - | - | - | - | 1 | - | - | - | - |
| VAN HOOL | X | 4 | - | 4 | - | - | - | - | - | - | - |
| VARIANT | X | 14 | - | 13 | - | 1 | - | - | - | - | - |
| VEB | X | 2 | - | 1 | - | - | - | 1 | - | - | - |
| VETSCH | CH | 6 | - | 6 | - | - | - | - | - | - | - |

Fürstentum Liechtenstein, Motorfahrzeugstatistik

Anhänger nach Herstellungsland und Marken

Fahrzeugbestand 01.07.99

| Marke | Herstellungsland | Total | Pers.-Transp. Anh. | Sachen Transp. Anh. | Sattel Anh. | Sport Geräte Anh. | Wohn Anh. | Arbeits Anh. | Landw. Anh. | Motorrad Anh. | Übrige Anhänger |
|---------------|------------------|-------------|--------------------|---------------------|-------------|-------------------|------------|--------------|-------------|---------------|-----------------|
| VOGT | CH | 3 | - | 1 | - | 1 | - | 1 | - | - | - |
| VW | D | 1 | - | - | - | - | - | 1 | - | - | - |
| WACKENHUT | X | 2 | - | 2 | - | - | - | - | - | - | - |
| WALSER | CH | 2 | - | 2 | - | - | - | - | - | - | - |
| WASTA | CH | 1 | - | 1 | - | - | - | - | - | - | - |
| WEIDINGER | X | 2 | - | - | - | - | - | 2 | - | - | - |
| WEIJER | X | 1 | - | - | - | 1 | - | - | - | - | - |
| WEIRO | X | 8 | - | - | - | - | - | 8 | - | - | - |
| WEISIG | CH | 1 | - | - | - | - | - | 1 | - | - | - |
| WENK | CH | 7 | - | 4 | - | - | 1 | - | - | - | 2 |
| WESTFALIA | X | 37 | - | 32 | - | 2 | - | 3 | - | - | - |
| WETZEL | X | 1 | - | - | - | - | - | 1 | - | - | - |
| WIEDERKEHR | CH | 4 | - | 2 | - | - | - | 2 | - | - | - |
| WILK | X | 2 | - | - | - | - | 2 | - | - | - | - |
| WILLERBY | X | 1 | - | 1 | - | - | - | - | - | - | - |
| WILLI | CH | 1 | - | - | - | - | - | 1 | - | - | - |
| WM | X | 2 | - | 2 | - | - | - | - | - | - | - |
| WM-MEYER | X | 3 | - | 2 | - | 1 | - | - | - | - | - |
| WOLFANGEL | X | 23 | - | 18 | - | 5 | - | - | - | - | - |
| WT-METALL | X | 2 | - | 1 | - | 1 | - | - | - | - | - |
| WUEST | CH | 3 | - | 3 | - | - | - | - | - | - | - |
| YORK | X | 1 | - | 1 | - | - | - | - | - | - | - |
| ZBINDEN | CH | 2 | - | 2 | - | - | - | - | - | - | - |
| ZBINDEN-SENSA | CH | 2 | - | 2 | - | - | - | - | - | - | - |
| ZORZI | X | 4 | - | 4 | - | - | - | - | - | - | - |
| Total | | 2852 | 2 | 2062 | 0 | 142 | 194 | 419 | 0 | 15 | 18 |

Fürstentum Liechtenstein, Motorfahrzeugstatistik

Kleinbusse und Personenwagen (Benzintrieb) nach Herstellungsland und Marken, die die US-Norm 83 erfüllen

Fahrzeugbestand 01.07.99

| Marke | Herstellungsland | Total | Steuer-PS | | | | | 20.5 und mehr | |
|---------------|------------------|-------|------------|---------|-------------|--------------|---------------|---------------|---------------|
| | | | Kleinbusse | bis 5.4 | 5.5 bis 6.4 | 6.5 bis 10.4 | 10.5 bis 15.4 | | 15.5 bis 20.4 |
| ACURA INTEGRA | J | 2 | - | - | - | 2 | - | - | - |
| ALFA | X | 1 | - | - | - | 1 | - | - | - |
| ALFA-ROMEO | I | 147 | - | - | - | 95 | 52 | - | - |
| ALPINA | D | 4 | - | - | - | - | - | 3 | 1 |
| ASTON-MARTIN | GB | 6 | - | - | - | - | - | 4 | 2 |
| AUDI | D | 1418 | - | - | - | 351 | 955 | 22 | 90 |
| AUDI | H | 9 | - | - | - | 9 | - | - | - |
| AUDI-PORSCHE | D | 13 | - | - | - | - | 13 | - | - |
| BENTLEY | GB | 6 | - | - | - | - | - | - | 6 |
| BERTONE | I | 1 | - | - | - | 1 | - | - | - |
| BMW | D | 970 | - | - | - | 336 | 454 | 93 | 87 |
| BMW/ALPINA | D | 21 | - | - | - | - | 9 | 5 | 7 |
| BUICK | USA | 9 | - | - | - | - | - | 9 | - |
| CADILLAC | USA | 11 | - | - | - | - | - | - | 11 |
| CATERHAM | GB | 1 | - | - | - | 1 | - | - | - |
| CHEVROLET | USA | 40 | - | - | - | - | 4 | 1 | 35 |
| CHRYSLER | USA | 222 | - | - | - | 22 | 82 | 118 | - |
| CITROEN | F | 232 | - | - | 42 | 161 | 29 | - | - |
| CMC | USA | 1 | - | - | - | - | - | - | 1 |
| DAIHATSU | I | 8 | - | 3 | - | 5 | - | - | - |
| DAIHATSU | J | 52 | - | 14 | - | 38 | - | - | - |
| DAIMLER | GB | 12 | - | - | - | - | - | 9 | 3 |
| DODGE | USA | 4 | - | - | - | - | - | 3 | 1 |
| DODGE | X | 5 | - | - | - | - | 2 | - | 3 |
| FERRARI | I | 34 | - | - | - | - | 2 | 15 | 17 |
| FIAT | F | 2 | - | - | - | 2 | - | - | - |
| FIAT | I | 416 | 2 | 66 | 136 | 212 | - | - | - |
| FORD | D | 1155 | 10 | - | 45 | 914 | 186 | - | - |
| FORD | E | 8 | - | - | - | - | 8 | - | - |
| FORD | GB | 5 | - | - | - | 2 | - | 2 | 1 |
| FORD | USA | 70 | - | - | - | 1 | 39 | 25 | 5 |
| GMC | USA | 3 | - | - | - | - | - | - | 3 |
| HONDA | GB | 22 | - | - | - | 22 | - | - | - |
| HONDA | J | 242 | - | - | - | 207 | 32 | 3 | - |
| HONDA | USA | 20 | - | - | - | 10 | 10 | - | - |
| HYUNDAI | ROK | 56 | - | 6 | - | 40 | 10 | - | - |
| ISUZU | J | 9 | - | - | - | 2 | 7 | - | - |
| JAGUAR | GB | 47 | - | - | - | - | 2 | 37 | 8 |
| JEEP | USA | 190 | - | - | - | - | 20 | 70 | 100 |
| JEEP | X | 17 | - | - | - | - | 1 | 8 | 8 |
| KIA | ROK | 6 | - | - | - | - | 5 | 1 | - |
| LADA | RUS | 1 | - | - | - | - | 1 | - | - |
| LALTESI | I | 1 | - | - | - | - | 1 | - | - |
| LAMBORGHINI | I | 2 | - | - | - | - | - | - | 2 |

Fürstentum Liechtenstein, Motorfahrzeugstatistik

Kleinbusse und Personenwagen (Benzintrieb) nach Herstellungsland und Marken, die die US-Norm 83 erfüllen

Fahrzeugbestand 01.07.99

| Marke | Herstellungsland | Total | Steuer-PS | | | | | | |
|-------------------|------------------|-------|------------|---------|-------------|--------------|---------------|---------------|---------------|
| | | | Kleinbusse | bis 5.4 | 5.5 bis 6.4 | 6.5 bis 10.4 | 10.5 bis 15.4 | 15.5 bis 20.4 | 20.5 und mehr |
| LANCIA | I | 87 | - | 1 | 16 | 62 | 8 | - | - |
| LAND-ROVER | GB | 99 | - | - | - | 12 | 3 | 43 | 41 |
| LEXUS | B | 1 | - | - | - | - | 1 | - | - |
| LEXUS | J | 9 | - | - | - | - | 3 | 6 | - |
| LINCOLN | X | 3 | - | - | - | - | - | - | 3 |
| LOTUS | GB | 4 | - | - | - | 4 | - | - | - |
| MASERATI | I | 4 | - | - | - | - | 4 | - | - |
| MAZDA | J | 679 | - | - | 6 | 553 | 120 | - | - |
| MAZDA | USA | 1 | - | - | - | - | 1 | - | - |
| MERCEDES-BENZ | D | 934 | - | - | - | 146 | 437 | 126 | 225 |
| MERCEDES-BENZ | E | 9 | - | - | - | 2 | 7 | - | - |
| MG | GB | 1 | - | - | - | 1 | - | - | - |
| MICRO COMPACT CAR | CH | 15 | - | 15 | - | - | - | - | - |
| MINI | GB | 7 | - | - | 7 | - | - | - | - |
| MITSUBISHI | J | 350 | - | - | - | 291 | 54 | 5 | - |
| MITSUBISHI | NL | 5 | - | - | - | 5 | - | - | - |
| MITSUBISHI | USA | 2 | - | - | - | 2 | - | - | - |
| NISSAN | E | 40 | - | - | - | 25 | 15 | - | - |
| NISSAN | GB | 134 | - | 33 | 36 | 65 | - | - | - |
| NISSAN | J | 399 | - | 2 | 116 | 235 | 42 | 2 | 2 |
| NISSAN | USA | 1 | - | - | - | - | - | 1 | - |
| OLDSMOBILE | USA | 4 | - | - | - | - | 1 | 3 | - |
| OPEL | D | 1803 | - | 14 | 51 | 1529 | 205 | 4 | - |
| OPEL | GB | 27 | - | - | - | 13 | 14 | - | - |
| OPEL | J | 9 | - | - | - | - | - | 9 | - |
| OPEL | USA | 16 | - | - | - | - | 16 | - | - |
| PANTHER | GB | 1 | - | - | - | 1 | - | - | - |
| PEUGEOT | F | 353 | 1 | 2 | 47 | 292 | 11 | - | - |
| PEUGEOT | X | 1 | - | - | - | 1 | - | - | - |
| PONTIAC | USA | 28 | - | - | - | - | 5 | 14 | 9 |
| PORSCHE | D | 95 | - | - | - | - | 12 | 78 | 5 |
| PORSCHE | X | 6 | - | - | - | - | - | 6 | - |
| PUCH | A | 19 | - | - | - | - | 12 | 2 | 5 |
| QUATTRO | D | 8 | - | - | - | - | - | - | 8 |
| RENAULT | F | 1271 | 1 | - | 187 | 760 | 323 | - | - |
| RENAULT | X | 2 | - | - | 1 | 1 | - | - | - |
| RENAULT-SPORT | F | 2 | - | - | - | 2 | - | - | - |
| ROLLS-ROYCE | GB | 3 | - | - | - | - | - | - | 3 |
| ROVER | GB | 112 | - | - | 9 | 85 | 18 | - | - |
| SAAB | S | 91 | - | - | - | 47 | 44 | - | - |
| SEAT | E | 83 | - | 4 | 3 | 74 | 2 | - | - |
| SKODA | CZ | 5 | - | - | - | 5 | - | - | - |
| SSANGYONG | ROK | 2 | - | - | - | - | 1 | 1 | - |
| SUBARU | H | 20 | - | - | - | 20 | - | - | - |
| SUBARU | J | 619 | - | 7 | 188 | 253 | 164 | 7 | - |

Fürstentum Liechtenstein, Motorfahrzeugstatistik

Kleinbusse und Personenwagen (Benzintrieb) nach Herstellungsland und Marken, die die US-Norm 83 erfüllen

Fahrzeugbestand 01.07.99

| Marke | Herstellungsland | Total | Steuer-PS | | | | | | |
|----------------------------|------------------|--------------|------------|------------|-------------|--------------|---------------|---------------|---------------|
| | | | Kleinbusse | bis 5.4 | 5.5 bis 6.4 | 6.5 bis 10.4 | 10.5 bis 15.4 | 15.5 bis 20.4 | 20.5 und mehr |
| SUBARU-LEGACY | USA | 1 | - | - | - | - | 1 | - | - |
| SUZUKI | E | 21 | - | 2 | - | 19 | - | - | - |
| SUZUKI | H | 2 | - | 1 | - | 1 | - | - | - |
| SUZUKI | J | 155 | - | 17 | 4 | 133 | 1 | - | - |
| TOYOTA | GB | 8 | - | - | - | 8 | - | - | - |
| TOYOTA | J | 1306 | - | 4 | - | 1071 | 215 | 8 | 8 |
| UEBRIGE | X | 16 | - | 1 | - | 7 | 5 | 1 | 2 |
| UEBRIGE (SIEHE TYP) | PL | 1 | - | 1 | - | - | - | - | - |
| VOLVO | S | 370 | - | - | - | 137 | 233 | - | - |
| VW | D | 3440 | 24 | 17 | 209 | 2683 | 507 | - | - |
| VW | USA | 3 | - | - | - | 3 | - | - | - |
| WESTFIELD | GB | 2 | - | - | - | 2 | - | - | - |
| Gesamt - Total | | 18190 | 38 | 210 | 1103 | 10991 | 4403 | 743 | 702 |
| Total Kleinbusse | | 38 | | | | | | | |
| Total Personenwagen | | 18152 | | | | | | | |

Fürstentum Liechtenstein, Motorfahrzeugstatistik

Kleinbusse und Personenwagen (Dieselantrieb) nach Herstellungsland und Marken, die die US-Norm 83 erfüllen

Fahrzeugbestand 01.07.99

| Marke | Herstel- lungs- land | Total | Steuer-PS | | | | | | |
|---------------------|----------------------------|-------|-----------------|------------|-------------------|--------------------|---------------------|---------------------|---------------------|
| | | | Klein- busse | bis 5.4 | 5.5 bis 6.4 | 6.5 bis 10.4 | 10.5 bis 15.4 | 15.5 bis 20.4 | 20.5 und mehr |
| AUDI | D | 65 | - | - | - | 34 | 31 | - | - |
| BERTONE | I | 1 | - | - | - | - | 1 | - | - |
| BMW | D | 30 | - | - | - | 13 | 17 | - | - |
| CHRYSLER | F | 1 | - | - | - | - | 1 | - | - |
| CHRYSLER | USA | 6 | - | - | - | - | 6 | - | - |
| CITROEN | F | 52 | - | - | - | 45 | 7 | - | - |
| DAIHATSU | J | 19 | - | - | - | - | 19 | - | - |
| FIAT | F | 1 | - | - | - | - | 1 | - | - |
| FIAT | I | 45 | 1 | - | - | 31 | 13 | - | - |
| FORD | D | 22 | 1 | - | - | 13 | 8 | - | - |
| FORD | E | 1 | - | - | - | - | 1 | - | - |
| FORD | USA | 1 | - | - | - | - | - | - | 1 |
| HYUNDAI | ROK | 5 | - | - | - | - | 5 | - | - |
| ISUZU | J | 5 | - | - | - | - | 5 | - | - |
| IVECO | I | 5 | - | - | - | - | 4 | - | 1 |
| JEEP | USA | 4 | - | - | - | - | 4 | - | - |
| KNAUS | X | 1 | - | - | - | - | 1 | - | - |
| LADA | RUS | 1 | - | - | - | 1 | - | - | - |
| LANCIA | I | 3 | - | - | - | 1 | 2 | - | - |
| LAND-ROVER | GB | 30 | - | - | - | 9 | 21 | - | - |
| MAZDA | J | 11 | - | - | - | 5 | 6 | - | - |
| MERCEDES-BENZ | D | 86 | 7 | - | - | 9 | 69 | 1 | - |
| MERCEDES-BENZ | E | 6 | - | - | - | - | 6 | - | - |
| MITSUBISHI | J | 28 | - | - | - | 1 | 27 | - | - |
| NISSAN | E | 16 | - | - | - | - | 16 | - | - |
| NISSAN | GB | 3 | - | - | - | 3 | - | - | - |
| NISSAN | J | 31 | - | - | - | 1 | 30 | - | - |
| OPEL | D | 39 | - | - | - | 27 | 12 | - | - |
| OPEL | J | 6 | - | - | - | - | - | 6 | - |
| PEUGEOT | F | 25 | - | - | - | 21 | 4 | - | - |
| PUCH | A | 9 | - | - | - | - | 6 | 3 | - |
| RENAULT | F | 20 | - | - | - | 8 | 12 | - | - |
| SAAB | S | 1 | - | - | - | - | 1 | - | - |
| SEAT | E | 11 | - | - | - | 11 | - | - | - |
| SKODA | CZ | 1 | - | - | - | 1 | - | - | - |
| SULKY | I | 1 | - | 1 | - | - | - | - | - |
| TOYOTA | GB | 1 | - | - | - | 1 | - | - | - |
| TOYOTA | J | 65 | - | - | - | 1 | 46 | 10 | 8 |
| UEBRIGE | X | 4 | - | - | - | 1 | - | - | 3 |
| UEBRIGE (SIEHE TYP) | D | 1 | - | - | - | - | 1 | - | - |
| VOLVO | NL | 1 | - | - | - | 1 | - | - | - |
| VOLVO | S | 14 | - | - | - | 2 | 12 | - | - |
| VW | D | 195 | - | - | - | 173 | 22 | - | - |
| VW | USA | 1 | - | - | - | 1 | - | - | - |
| WINNEBAGO | USA | 1 | - | - | - | - | - | - | 1 |

Fürstentum Liechtenstein, Motorfahrzeugstatistik

Kleinbusse und Personenwagen (Dieselantrieb) nach
Herstellungsland und Marken, die die US-Norm 83 erfüllen

Fahrzeugbestand 01.07.99

| Marke | Herstel- lungs- land | Total | Steuer-PS | | | | | 20.5 und mehr | |
|----------------------------|----------------------------|-------|-----------------|------------|-------------------|--------------------|---------------------|---------------------|---------------------|
| | | | Klein- busse | bis 5.4 | 5.5 bis 6.4 | 6.5 bis 10.4 | 10.5 bis 15.4 | | 15.5 bis 20.4 |
| Gesamt - Total | | 875 | 9 | 1 | 0 | 414 | 417 | 20 | 14 |
| Total Kleinbusse | | 9 | | | | | | | |
| Total Personenwagen | | 866 | | | | | | | |

Vergleichstabellen

Autobusse, Autocars, Kleinbusse seit 1961

| Jahr | Autobusse, Autocars | Kleinbusse |
|-------------------|---------------------|-----------------|
| 1961 | 21 | - |
| 1962 | 20 | 65 |
| 1963 | 17 | 107 |
| 1964 | 21 | 116 |
| 1965 | 30 | 127 |
| 1966 | 25 | 123 |
| 1967 | 30 | 159 |
| 1968 | 32 | 156 |
| 1969 | 37 | 154 |
| 1970 | 48 | 173 |
| 1971 | 40 | 170 |
| 1972 | 40 | 209 |
| 1973 | 37 | 210 |
| 1974 | 44 | 223 |
| 1975 | 46 | 278 |
| 1976 | 45 | 51 ¹ |
| 1977 | 45 | 48 |
| 1978 | 43 | 50 |
| 1979 | 43 | 57 |
| 1980 | 43 | 62 |
| 1981 | 41 | 68 |
| 1982 | 48 | 67 |
| 1983 ² | 47 | 60 |
| 1984 | 50 | 55 |
| 1985 | 52 | 53 |
| 1986 ³ | 49 | 53 |
| 1987 | 52 | 53 |
| 1988 | 56 | 51 |
| 1989 | 57 | 51 |
| 1990 | 59 | 52 |
| 1991 | 59 | 49 |
| 1992 | 60 | 49 |
| 1993 | 60 | 50 |
| 1994 | 54 | 50 |
| 1995 | 59 | 60 |
| 1996 | 60 | 60 |
| 1997 | 62 | 59 |
| 1998 | 65 | 67 |
| 1999 | 66 | 49 |

¹ Seit 1976 mit 9 Sitzplätzen (inkl. Führer) in PW enthalten

² Die Rückgänge auf den 1. 7. 1983 entsprechen nicht einer tatsächlichen Bestandesverringerung, sondern sind durch eine Überprüfung der Bestandskartei bedingt.

³ Bis 1985: immatrikulierte Fahrzeuge; ab 1986: in Verkehr stehende Fahrzeuge.

Personenwagen seit 1961

| Jahr | Personenwagen mit ... Steuer PS ¹ | | | | | | Elektro- mobil | Total | Personen- wagen für den Waren- transport |
|-------------------|--|-------------------|--------------------|---------------------|---------------------|---------------------|-------------------|--------|---|
| | bis 5.4 | 5.5 bis 6.4 | 6.5 bis 10.4 | 10.5 bis 15.4 | 15.5 bis 20.4 | 20.5 und mehr | | | |
| 1961 | 323 | 803 | 446 | 155 | 78 | 70 | | 1'875 | 66 |
| 1962 | 405 | 869 | 626 | 183 | 59 | 58 | | 2'200 | 18 |
| 1963 | 449 | 921 | 720 | 183 | 81 | 57 | | 2'411 | 83 |
| 1964 | 531 | 1'068 | 877 | 206 | 80 | 69 | | 2'831 | 120 |
| 1965 | 584 | 1'237 | 1'026 | 243 | 81 | 72 | | 3'243 | 165 |
| 1966 | 628 | 1'553 | 1'290 | 273 | 79 | 80 | | 3'603 | 200 |
| 1967 | 659 | 1'260 | 1'612 | 299 | 70 | 100 | | 4'000 | 283 |
| 1968 | 650 | 1'241 | 1'970 | 334 | 77 | 109 | | 4'381 | 316 |
| 1969 | 735 | 1'227 | 2'404 | 415 | 88 | 131 | | 5'000 | 325 |
| 1970 | 837 | 1'327 | 2'874 | 512 | 100 | 172 | | 5'822 | 388 |
| 1971 | 840 | 1'411 | 3'475 | 619 | 107 | 205 | | 6'657 | 467 |
| 1972 | 940 | 1'445 | 3'928 | 662 | 126 | 263 | | 7'364 | 503 |
| 1973 | 968 | 1'445 | 4'310 | 737 | 147 | 296 | | 7'903 | 544 |
| 1974 | 1'036 | 1'505 | 4'716 | 846 | 167 | 344 | | 8'614 | 515 |
| 1975 | 1'059 | 1'439 | 4'941 | 929 | 150 | 344 | | 8'862 | 551 |
| 1976 | 1'100 | 1'501 | 5'692 | 1'007 | 231 | 368 | | 9'899 | 2 |
| 1977 | 1'053 | 1'642 | 5'954 | 1'111 | 217 | 377 | | 10'354 | |
| 1978 | 1'064 | 1'785 | 6'410 | 1'234 | 225 | 402 | | 11'120 | |
| 1979 | 1'019 | 1'865 | 6'795 | 1'506 | 231 | 453 | | 11'869 | |
| 1980 | 981 | 1'972 | 7'252 | 1'640 | 255 | 469 | | 12'569 | |
| 1981 | 938 | 1'934 | 7'837 | 1'767 | 265 | 476 | | 13'217 | |
| 1982 | 914 | 1'929 | 8'288 | 1'901 | 289 | 517 | | 13'838 | |
| 1983 ³ | 811 | 1'770 | 8'141 | 2'016 | 255 | 505 | | 13'498 | |
| 1984 | 875 | 1'810 | 8'707 | 2'181 | 271 | 527 | | 14'371 | |
| 1985 | 883 | 1'787 | 9'031 | 2'314 | 291 | 498 | | 14'804 | |
| 1986 ⁴ | 808 | 1'585 | 8'944 | 2'389 | 254 | 472 | | 14'452 | |
| 1987 | 824 | 1'460 | 9'525 | 2'648 | 296 | 476 | | 15'229 | |
| 1988 | 814 | 1'394 | 9'935 | 2'918 | 347 | 481 | | 15'889 | |
| 1989 | 735 | 1'302 | 10'176 | 3'208 | 381 | 475 | | 16'277 | |
| 1990 | 657 | 1'255 | 10'529 | 3'521 | 444 | 485 | | 16'891 | |
| 1991 | 620 | 1'195 | 10'769 | 3'745 | 500 | 499 | | 17'328 | |
| 1992 | 574 | 1'172 | 10'934 | 3'939 | 546 | 532 | | 17'697 | |
| 1993 | 478 | 768 | 11'175 | 4'134 | 586 | 619 | 7 | 17'767 | |
| 1994 | 442 | 801 | 11'318 | 4'367 | 645 | 676 | 7 | 18'256 | |
| 1995 | 432 | 1'207 | 11'295 | 4'573 | 687 | 619 | 7 | 18'820 | |
| 1996 | 382 | 1'193 | 11'502 | 4'815 | 721 | 692 | 5 | 19'310 | |
| 1997 | 337 | 1'208 | 11'824 | 5'003 | 744 | 805 | 5 | 19'926 | |
| 1998 | 324 | 1'214 | 12'059 | 5'202 | 804 | 862 | 4 | 20'469 | |
| 1999 | 326 | 1'223 | 12'431 | 5'364 | 874 | 927 | 5 | 21'150 | |

¹ Bis 1975 ohne Personenwagen für den Warentransport² Seit 1976 in den Personenwagen enthalten³ Die Rückgänge auf den 1. 7. 1983 entsprechen nicht einer tatsächlichen Bestandesverringerung, sondern sind durch eine Überprüfung der Bestandeskartei bedingt.⁴ Bis 1985: immatrikulierte Fahrzeuge; ab 1986: in Verkehr stehende Fahrzeuge.

Liefer-, Lastwagen, Sattelschlepper, Spezialwagen, gewerbliche Traktoren seit 1961

| Jahr | Liefer- wagen ¹ 2 | Lastwagen mit ... kg Nutzlast | | | | | | Total | Davon mit Diesel- motoren | Spezial- wagen | Gewerb- liche Traktoren | Motor- wagen im Gesamt ^{3/9} |
|-------------------|------------------------------------|-------------------------------|-----------------------|-----------------------|-----------------------|-----------------------|----------------------|-------|---------------------------------|-------------------|-------------------------------|--|
| | | bis 1'000 | 1'001 bis 1'600 | 1'601 bis 3'000 | 3'001 bis 5'000 | 5'001 bis 6'500 | 6'501 und mehr | | | | | |
| 1961 | 133 | - | - | - | - | - | - | - | - | - | 9 | 2'196 |
| 1962 | 152 | - | - | - | - | - | - | - | - | - | 5 | 2'572 |
| 1963 | 122 | - | - | - | - | - | - | - | - | 45 | 6 | 2'927 |
| 1964 | 198 | - | - | - | - | - | - | - | - | 64 | 13 | 3'516 |
| 1965 | 217 | - | - | - | - | - | - | - | - | 94 | 9 | 4'050 |
| 1966 | 239 | - | - | - | - | - | - | - | - | 132 | 9 | 4'509 |
| 1967 | 263 | - | - | - | - | - | - | - | - | 147 | 8 | 5'094 |
| 1968 | 254 | - | - | - | - | - | - | - | - | 172 | 6 | 5'579 |
| 1969 | 257 | - | - | - | - | - | - | - | - | 151 | 10 | 6'183 |
| 1970 | | 312 | 29 | 6 | 6 | 19 | 174 | 546 | 223 | 230 | 10 | 7'217 |
| 1971 | | 94 | 232 | 43 | 25 | 29 | 164 | 587 | 253 | 249 | 8 | 8'178 |
| 1972 | | 68 | 265 | 46 | 30 | 29 | 172 | 610 | 264 | 252 | 9 | 8'987 |
| 1973 | | 84 | 321 | 58 | 30 | 32 | 240 | 765 | 342 | 295 | 9 | 9'763 |
| 1974 | | 76 | 338 | 61 | 26 | 29 | 262 | 792 | 350 | 298 | 13 | 10'499 |
| 1975 | | 61 | 347 | 65 | 26 | 23 | 246 | 768 | 326 | 245 | 10 | 10'760 |
| 1976 | | 56 | 360 | 65 | 30 | 22 | 241 | 774 | 321 | 221 | 9 | 10'999 |
| 1977 | | 53 | 372 | 65 | 29 | 23 | 268 | 810 | 347 | 217 | 7 | 11'481 |
| 1978 | | 57 | 393 | 71 | 27 | 23 | 293 | 864 | 376 | 227 | 10 | 12'314 |
| 1979 | | 63 | 407 | 76 | 28 | 25 | 315 | 914 | 413 | 241 | 10 | 13'134 |
| 1980 | | 69 | 428 | 87 | 29 | 26 | 341 | 980 | 437 | 216 | 10 | 13'880 |
| 1981 | | 105 | 465 | 100 | 33 | 29 | 356 | 1'088 | 458 | 228 | 10 | 14'652 |
| 1982 | | 133 | 478 | 117 | 32 | 31 | 355 | 1'146 | 455 | 238 | 9 | 15'346 |
| 1983 ⁵ | | 152 | 490 | 110 | 26 | 32 | 310 | 1'120 | | 255 | 6 | 14'986 |
| 1984 | | 164 | 514 | 113 | 26 | 36 | 332 | 1'185 | | 279 | 6 | 15'946 |
| 1985 | | 180 | 529 | 122 | 27 | 34 | 341 | 1'233 | | 285 | 8 | 16'435 |
| 1986 ⁶ | | 186 | 550 | 121 | 24 | 28 | 350 | 1'259 | | 265 | 8 | 16'086 |
| 1987 | | 211 | 562 | 133 | 30 | 26 | 398 | 1'360 | | 291 | 7 | 16'992 |
| 1988 | | 248 | 610 | 134 | 33 | 29 | 435 | 1'489 | | 312 | 9 | 17'806 |
| 1989 ⁷ | | 278 | 635 | 135 | 25 | 35 | 450 | 1'558 | | 319 | 7 | 19'154 |
| 1990 | | 309 | 688 | 151 | 23 | 34 | 468 | 1'673 | | 337 | 9 | 19'912 |
| 1991 | | 329 | 726 | 154 | 25 | 35 | 479 | 1'748 | | 359 | 7 | 20'445 |
| 1992 | | 357 | 723 | 160 | 28 | 37 | 482 | 1'787 | | 376 | 10 | 20'856 |
| 1993 | | 385 | 718 | 159 | 29 | 38 | 488 | 1'817 | | 400 | 149 ⁸ | 20'955 |
| 1994 | | 400 | 736 | 151 | 27 | 33 | 530 | 1'877 | | 401 | 151 ⁸ | 21'508 |
| 1995 | | 402 | 792 | 141 | 24 | 24 | 566 | 1'949 | | 399 | 28 | 22'182 |
| 1996 | | 456 | 800 | 138 | 24 | 24 | 637 | 2'079 | | 407 | 27 | 22'811 |
| 1997 | | 490 | 830 | 138 | 22 | 22 | 702 | 2'204 | | 421 | 29 | 23'568 |
| 1998 | | 561 | 863 | 129 | 18 | 21 | 716 | 2'308 | | 445 | 26 | 24'257 |
| 1999 | | 647 | 861 | 125 | 16 | 23 | 756 | 2'428 | | 456 | 26 | 25'068 |

¹ Bis 1000 kg Nutzlast² Seit 1970 unter Lastwagen³ Bis 1988 ohne landwirtschaftliche Fahrzeuge⁴ Ab 1983 keine Auswertung mehr⁵ Die Rückgänge auf den 1.7.1983 entsprechen nicht einer tatsächlichen Bestandesverminderung, sondern sind durch eine Überprüfung der Bestandeskartei bedingt.⁶ Bis 1985: immatrikulierte Fahrzeuge; ab 1986: in Verkehr stehende Fahrzeuge.⁷ Ab 1989 inkl. "Landwirtschaftliche Traktoren"⁸ Inkl. landwirtschaftliche Motorfahrzeuge mit Gewerbebewilligung⁹ Inkl. Personenwagen

Personenwagen¹ nach Gemeinden seit 1963

| Jahr | Vaduz | Triesen | Balzers | Triesenberg | Schaan | Planken | Eschen | Mauren | Gamprin | Ruggell | Schellenberg | Total |
|-------------------|-------|---------|---------|-------------|--------|---------|--------|--------|---------|---------|--------------|--------|
| 1963 | 734 | 248 | 215 | 127 | 451 | 13 | 199 | 254 | 68 | 64 | 38 | 2'411 |
| 1964 | 810 | 288 | 278 | 166 | 527 | 20 | 243 | 305 | 78 | 65 | 51 | 2'831 |
| 1965 | 910 | 336 | 325 | 185 | 596 | 19 | 299 | 343 | 85 | 78 | 67 | 3'243 |
| 1966 | 996 | 381 | 376 | 207 | 668 | 25 | 317 | 369 | 101 | 98 | 65 | 3'603 |
| 1967 | 1'066 | 418 | 422 | 241 | 721 | 25 | 389 | 408 | 116 | 112 | 82 | 4'000 |
| 1968 | 1'136 | 450 | 486 | 258 | 817 | 31 | 415 | 453 | 114 | 130 | 91 | 4'381 |
| 1969 | 1'274 | 557 | 561 | 296 | 959 | 35 | 461 | 477 | 139 | 136 | 105 | 5'000 |
| 1970 | 1'501 | 660 | 627 | 347 | 1'095 | 41 | 545 | 553 | 168 | 173 | 112 | 5'822 |
| 1971 | 1'664 | 790 | 697 | 396 | 1'279 | 50 | 627 | 612 | 204 | 199 | 139 | 6'657 |
| 1972 | 1'865 | 879 | 780 | 429 | 1'364 | 59 | 697 | 707 | 210 | 223 | 151 | 7'364 |
| 1973 | 1'955 | 949 | 875 | 468 | 1'470 | 60 | 739 | 734 | 233 | 255 | 165 | 7'903 |
| 1974 | 2'078 | 1'043 | 952 | 518 | 1'607 | 74 | 833 | 801 | 254 | 282 | 172 | 8'614 |
| 1975 | 2'123 | 1'070 | 998 | 547 | 1'649 | 63 | 855 | 823 | 260 | 299 | 175 | 8'862 |
| 1976 | 2'346 | 1'172 | 1'107 | 633 | 1'844 | 76 | 966 | 923 | 295 | 341 | 196 | 9'899 |
| 1977 | 2'474 | 1'232 | 1'155 | 673 | 1'931 | 77 | 1'007 | 950 | 302 | 350 | 203 | 10'354 |
| 1978 | 2'679 | 1'278 | 1'227 | 752 | 2'070 | 94 | 1'065 | 1'018 | 337 | 379 | 221 | 11'120 |
| 1979 | 2'834 | 1'374 | 1'319 | 789 | 2'220 | 90 | 1'137 | 1'093 | 371 | 407 | 235 | 11'869 |
| 1980 | 3'005 | 1'465 | 1'392 | 845 | 2'346 | 94 | 1'233 | 1'132 | 391 | 427 | 239 | 12'569 |
| 1981 | 3'147 | 1'575 | 1'459 | 922 | 2'403 | 94 | 1'287 | 1'198 | 427 | 458 | 247 | 13'217 |
| 1982 | 3'320 | 1'640 | 1'506 | 985 | 2'504 | 106 | 1'312 | 1'258 | 451 | 497 | 259 | 13'838 |
| 1983 ² | 3'219 | 1'609 | 1'490 | 944 | 2'427 | 99 | 1'240 | 1'272 | 445 | 501 | 252 | 13'498 |
| 1984 | 3'475 | 1'677 | 1'582 | 1'012 | 2'588 | 124 | 1'342 | 1'325 | 466 | 509 | 271 | 14'371 |
| 1985 | 3'555 | 1'734 | 1'635 | 1'053 | 2'655 | 126 | 1'377 | 1'342 | 502 | 539 | 286 | 14'804 |
| 1986 ³ | 3'373 | 1'681 | 1'586 | 1'025 | 2'605 | 133 | 1'377 | 1'324 | 491 | 567 | 290 | 14'452 |
| 1987 | 3'536 | 1'823 | 1'685 | 1'076 | 2'739 | 135 | 1'452 | 1'368 | 511 | 598 | 306 | 15'229 |
| 1988 | 3'601 | 1'932 | 1'797 | 1'094 | 2'858 | 142 | 1'521 | 1'446 | 552 | 625 | 321 | 15'889 |
| 1989 | 3'621 | 2'027 | 1'860 | 1'124 | 2'896 | 150 | 1'558 | 1'513 | 554 | 649 | 325 | 16'277 |
| 1990 | 3'691 | 2'125 | 1'961 | 1'190 | 2'994 | 150 | 1'629 | 1'523 | 589 | 696 | 343 | 16'891 |
| 1991 | 3'728 | 2'192 | 2'014 | 1'208 | 3'096 | 165 | 1'681 | 1'567 | 596 | 719 | 362 | 17'328 |
| 1992 | 3'731 | 2'243 | 2'028 | 1'237 | 3'148 | 171 | 1'754 | 1'646 | 617 | 738 | 384 | 17'697 |
| 1993 | 3'689 | 2'266 | 2'032 | 1'264 | 3'132 | 163 | 1'812 | 1'649 | 632 | 723 | 405 | 17'767 |
| 1994 | 3'732 | 2'334 | 2'098 | 1'324 | 3'208 | 171 | 1'857 | 1'684 | 667 | 753 | 428 | 18'256 |
| 1995 | 3'766 | 2'447 | 2'165 | 1'354 | 3'284 | 169 | 1'942 | 1'778 | 695 | 781 | 439 | 18'820 |
| 1996 | 3'752 | 2'565 | 2'242 | 1'401 | 3'291 | 181 | 1'995 | 1'858 | 725 | 857 | 443 | 19'310 |
| 1997 | 3'808 | 2'681 | 2'280 | 1'448 | 3'413 | 188 | 2'103 | 1'892 | 751 | 891 | 471 | 19'926 |
| 1998 | 3'813 | 2'757 | 2'373 | 1'484 | 3'527 | 208 | 2'144 | 1'959 | 769 | 957 | 478 | 20'469 |
| 1999 | 3'962 | 2'865 | 2'451 | 1'495 | 3'629 | 213 | 2'215 | 2'028 | 790 | 508 | 994 | 21'150 |

¹ Bis 1975 inkl. Personenwagen für Warentransport² Die Rückgänge auf den 1.7.1983 entsprechen nicht einer tatsächlichen Bestandesverminderung, sondern sind durch eine Überprüfung der Bestandskartei bedingt.³ Bis 1985: immatrikulierte Fahrzeuge; ab 1986: in Verkehr stehende Fahrzeuge.

Personenwagen¹ nach ausgewählten Marken 1965 bis 1993

| Jahr | Audi | BMW | Fiat | Ford (D) | Mazda | Mercedes | Nissan | Opel (D) | Renault | Subaru | Toyota | VW | Andere | Total |
|-------------------|-------|-----|------|-------------|-------|----------|--------|-------------|---------|--------|--------|-------|--------|--------|
| 1965 | 179 | 35 | 161 | 124 | - | 200 | - | 423 | 131 | - | - | 1'148 | 842 | 3'243 |
| 1966 | 186 | 53 | 192 | 127 | - | 216 | - | 469 | 161 | - | - | 1'255 | 944 | 3'603 |
| 1967 | 202 | 67 | 234 | 144 | - | 243 | - | 532 | 181 | - | - | 1'339 | 1'058 | 4'000 |
| 1968 | 206 | 94 | 272 | 150 | - | 263 | - | 547 | 184 | - | - | 1'442 | 1'223 | 4'381 |
| 1969 | 228 | 110 | 347 | 175 | - | 308 | - | 615 | 193 | - | - | 1'534 | 1'490 | 5'000 |
| 1970 | 257 | 137 | 432 | 203 | 15 | 326 | 27 | 706 | 233 | - | 77 | 1'664 | 1'745 | 5'822 |
| 1971 | 262 | 168 | 498 | 284 | 74 | 365 | 58 | 760 | 283 | - | 148 | 1'753 | 2'004 | 6'657 |
| 1972 | 279 | 207 | 563 | 385 | 132 | 359 | 102 | 826 | 319 | - | 241 | 1'806 | 2'145 | 7'364 |
| 1973 | 336 | 230 | 573 | 466 | 164 | 397 | 132 | 892 | 362 | - | 325 | 1'791 | 2'235 | 7'903 |
| 1974 | 402 | 286 | 589 | 514 | 185 | 429 | 165 | 917 | 428 | - | 361 | 1'835 | 2'503 | 8'614 |
| 1975 | 457 | 329 | 556 | 587 | 175 | 460 | 212 | 929 | 479 | - | 390 | 1'808 | 2'480 | 8'862 |
| 1976 | 505 | 395 | 470 | 654 | 189 | 461 | 251 | 1'053 | 533 | - | 446 | 2'257 | 2'685 | 9'899 |
| 1977 | 557 | 431 | 434 | 796 | 198 | 466 | 287 | 1'094 | 577 | - | 506 | 2'357 | 2'651 | 10'354 |
| 1978 | 621 | 457 | 453 | 940 | 250 | 488 | 342 | 1'180 | 701 | - | 554 | 2'395 | 2'739 | 11'120 |
| 1979 | 657 | 536 | 474 | 1'044 | 292 | 511 | 367 | 1'263 | 751 | - | 614 | 2'427 | 2'933 | 11'869 |
| 1980 | 728 | 598 | 457 | 988 | 310 | 522 | 420 | 1'326 | 836 | 44 | 663 | 2'489 | 3'188 | 12'569 |
| 1981 | 747 | 659 | 466 | 1'118 | 352 | 556 | 524 | 1'337 | 881 | 120 | 693 | 2'536 | 3'228 | 13'217 |
| 1982 | 771 | 697 | 531 | 1'162 | 422 | 602 | 578 | 1'387 | 933 | 216 | 708 | 2'580 | 3'251 | 13'838 |
| 1983 ² | 783 | 666 | 492 | 1'127 | 450 | 605 | 578 | 1'341 | 916 | 273 | 687 | 2'446 | 3'134 | 13'498 |
| 1984 | 832 | 741 | 551 | 1'198 | 493 | 650 | 639 | 1'469 | 959 | 332 | 705 | 2'593 | 3'209 | 14'371 |
| 1985 | 883 | 741 | 560 | 1'196 | 534 | 706 | 648 | 1'521 | 1'024 | 408 | 730 | 2'691 | 3'162 | 14'804 |
| 1986 ³ | 914 | 662 | 501 | 1'134 | 554 | 694 | 618 | 1'541 | 967 | 463 | 754 | 2'669 | 2'981 | 14'452 |
| 1987 | 931 | 712 | 522 | 1'144 | 580 | 756 | 657 | 1'618 | 941 | 559 | 838 | 2'821 | 3'150 | 15'229 |
| 1988 | 973 | 766 | 560 | 1'171 | 601 | 783 | 655 | 1'705 | 940 | 622 | 908 | 2'923 | 3'282 | 15'889 |
| 1989 | 988 | 807 | 543 | 1'181 | 610 | 862 | 661 | 1'734 | 929 | 682 | 1'001 | 3'002 | 3'277 | 16'277 |
| 1990 | 1'033 | 865 | 517 | 1'180 | 620 | 892 | 657 | 1'792 | 952 | 703 | 1'127 | 3'137 | 3'416 | 16'891 |
| 1991 | 1'058 | 878 | 504 | 1'195 | 655 | 886 | 658 | 1'850 | 930 | 732 | 1'210 | 3'165 | 3'607 | 17'328 |
| 1992 | 1'090 | 876 | 518 | 1'238 | 658 | 894 | 661 | 1'867 | 1'015 | 739 | 1'290 | 3'241 | 3'610 | 17'697 |
| 1993 | 1'128 | 893 | 483 | 1'204 | 645 | 884 | 586 | 1'923 | 1'043 | 745 | 1'312 | 3'338 | 3'583 | 17'767 |

¹ Bis 1975 exkl. Personenwagen für Warentransport² Die Rückgänge auf den 1.7.1983 entsprechen nicht einer tatsächlichen Bestandesverringierung, sondern sind durch eine Überprüfung der Bestandeskartei bedingt.³ Bis 1985: immatrikulierte Fahrzeuge; ab 1986: in Verkehr stehende Fahrzeuge.

Personenwagen nach Anzahl und Marken seit 1994

| Jahr | Rangfolge nach Anzahl | | | | | | | | | | | | |
|------|-----------------------|---------------|-----------------|-----------------|------------------|------------------|-------------------|--------------|---------------|---------------|---------------|-------------------|-----------------|
| | 1. | 2. | 3. | 4. | 5. | 6. | 7. | 8. | 9. | 10. | 11. | 12. | |
| 1994 | VW 3'397 | Opel 1'980 | Toyota 1'368 | Ford 1'247 | Audi 1'172 | Renault 1'122 | Mercedes 929 | BMW 884 | Subaru 720 | Mazda 669 | Nissan 627 | Mitsubishi 494 | Andere 3'647 |
| 1995 | VW 3'560 | Opel 2'070 | Toyota 1'404 | Ford 1'256 | Audi 1'243 | Renault 1'183 | Mercedes 979 | BMW 894 | Subaru 739 | Mazda 669 | Nissan 638 | Mitsubishi 484 | Andere 3'701 |
| 1996 | VW 3'778 | Opel 2'033 | Toyota 1'440 | Audi 1'304 | Ford 1'266 | Renault 1'197 | Mercedes 1'022 | BMW 911 | Subaru 710 | Mazda 681 | Nissan 681 | Mitsubishi 467 | Andere 3'820 |
| 1997 | VW 3'871 | Opel 2'026 | Toyota 1'497 | Audi 1'434 | Ford 1'294 | Renault 1'269 | Mercedes 1'059 | BMW 956 | Mazda 710 | Nissan 699 | Subaru 689 | Mitsubishi 453 | Andere 3'969 |
| 1998 | VW 3'922 | Opel 2'021 | Audi 1'538 | Toyota 1'507 | Renault 1'308 | Ford 1'305 | Mercedes 1'119 | BMW 1'034 | Mazda 710 | Nissan 676 | Subaru 668 | Fiat 486 | Andere 4'175 |
| 1999 | VW 4'099 | Opel 2'013 | Audi 1'602 | Toyota 1'510 | Ford 1'350 | Renault 1'346 | Mercedes 1'236 | BMW 1'072 | Mazda 736 | Nissan 670 | Subaru 663 | Fiat 518 | Andere 4'335 |

Personenwagen¹ nach Steuer-PS seit 1965

| Jahr | bis 5.4 PS | 5.5 bis 6.4 PS | 6.5 bis 10.4 PS | 10.5 bis 15.4 PS | 15.5 bis 20.4 PS | 20.5 und mehr PS | Elektro- mobil | Total |
|-------------------|---------------|----------------------|-----------------------|------------------------|------------------------|------------------------|-------------------|--------|
| 1965 | 584 | 1'237 | 1'026 | 243 | 81 | 72 | . | 3'243 |
| 1966 | 628 | 1'253 | 1'290 | 273 | 79 | 80 | . | 3'603 |
| 1967 | 659 | 1'260 | 1'612 | 299 | 70 | 100 | . | 4'000 |
| 1968 | 650 | 1'241 | 1'970 | 334 | 77 | 109 | . | 4'381 |
| 1969 | 735 | 1'227 | 2'404 | 415 | 88 | 131 | . | 5'000 |
| 1970 | 837 | 1'327 | 2'874 | 512 | 100 | 172 | . | 5'822 |
| 1971 | 840 | 1'411 | 3'475 | 619 | 107 | 205 | . | 6'657 |
| 1972 | 940 | 1'445 | 3'928 | 662 | 126 | 263 | . | 7'364 |
| 1973 | 968 | 1'445 | 4'310 | 737 | 147 | 296 | . | 7'903 |
| 1974 | 1'036 | 1'505 | 4'716 | 846 | 167 | 344 | . | 8'614 |
| 1975 | 1'059 | 1'439 | 4'941 | 929 | 150 | 344 | . | 8'862 |
| 1976 | 1'100 | 1'501 | 5'692 | 1'007 | 231 | 368 | . | 9'899 |
| 1977 | 1'053 | 1'642 | 5'954 | 1'111 | 217 | 377 | . | 10'354 |
| 1978 | 1'064 | 1'785 | 6'410 | 1'234 | 225 | 402 | . | 11'120 |
| 1979 | 1'019 | 1'865 | 6'795 | 1'506 | 231 | 453 | . | 11'869 |
| 1980 | 981 | 1'972 | 7'252 | 1'640 | 255 | 469 | . | 12'569 |
| 1981 | 938 | 1'934 | 7'837 | 1'767 | 265 | 476 | . | 13'217 |
| 1982 | 914 | 1'929 | 8'288 | 1'901 | 289 | 517 | . | 13'838 |
| 1983 ² | 811 | 1'770 | 8'141 | 2'016 | 255 | 505 | . | 13'498 |
| 1984 | 875 | 1'810 | 8'707 | 2'181 | 271 | 527 | . | 14'371 |
| 1985 | 883 | 1'787 | 9'031 | 2'314 | 291 | 498 | . | 14'804 |
| 1986 ³ | 808 | 1'585 | 8'944 | 2'389 | 254 | 472 | . | 14'452 |
| 1987 | 824 | 1'460 | 9'525 | 2'648 | 296 | 476 | . | 15'229 |
| 1988 | 814 | 1'394 | 9'935 | 2'918 | 347 | 481 | . | 15'889 |
| 1989 | 735 | 1'302 | 10'176 | 3'208 | 381 | 475 | . | 16'277 |
| 1990 | 657 | 1'255 | 10'529 | 3'521 | 444 | 485 | . | 16'891 |
| 1991 | 620 | 1'195 | 10'769 | 3'745 | 500 | 499 | . | 17'328 |
| 1992 | 574 | 1'172 | 10'934 | 3'939 | 546 | 532 | . | 17'697 |
| 1993 | 478 | 768 | 11'175 | 4'134 | 586 | 619 | 7 | 17'767 |
| 1994 | 442 | 801 | 11'318 | 4'367 | 645 | 676 | 7 | 18'256 |
| 1995 | 432 | 1'207 | 11'295 | 4'573 | 687 | 619 | 7 | 18'820 |
| 1996 | 382 | 1'193 | 11'502 | 4'815 | 721 | 692 | 5 | 19'310 |
| 1997 | 337 | 1'208 | 11'824 | 5'003 | 744 | 805 | 5 | 19'926 |
| 1998 | 324 | 1'214 | 12'059 | 5'202 | 804 | 862 | 4 | 20'469 |
| 1999 | 326 | 1'223 | 12'431 | 5'364 | 874 | 927 | 5 | 21'150 |

¹ Bis 1975 exkl. Personenwagen für Warentransport

² Die Rückgänge auf den 1.7.1983 entsprechen nicht einer tatsächlichen Bestandesverringernng, sondern sind durch eine Überprüfung der Bestandeskartei bedingt.

³ Bis 1985: immatrikulierte Fahrzeuge; ab 1986: in Verkehr stehende Fahrzeuge.

Motorräder nach Hubraum, Kleinmotorräder, Roller, Motorfahräder seit 1965

| Jahr | Motorräder mit ... cm ³ Hubraum | | | | | | Elektro- motor | Total | Klein- motor- räder | Roller | Motor- fahr- räder | Dreiräd- u. Klein- motor- fahrzeuge | Total |
|-------------------|--|-------------------|-------------------|-------------------|--------------------|---|-------------------|-------|---------------------------|--------|--------------------------|--|-------|
| | bis 135 | 136 bis 254 | 255 bis 352 | 353 bis 509 | 510 und mehr | | | | | | | | |
| 1965 | 3 | 28 | 1 | 12 | 8 | | 52 | 305 | 157 | 478 | | | 992 |
| 1966 | 4 | 27 | - | 10 | 7 | | 48 | 280 | 123 | 560 | | | 1'011 |
| 1967 | 6 | 21 | - | 4 | 5 | | 36 | 239 | 107 | 671 | | | 1'053 |
| 1968 | 17 | 17 | - | 1 | 6 | | 41 | 205 | 87 | 684 | | | 1'017 |
| 1969 | 13 | 14 | - | 4 | 6 | | 37 | 179 | 65 | 1'060 | | | 1'341 |
| 1970 | 21 | 15 | - | 6 | 7 | | 49 | 201 | 81 | 1'114 | | | 1'445 |
| 1971 | 46 | 21 | - | 7 | 9 | | 83 | 194 | 43 | 1'123 | | | 1'443 |
| 1972 | 19 | 19 | 3 | 10 | 16 | | 67 | 170 | 68 | 1'194 | | | 1'499 |
| 1973 | 6 | 20 | 3 | 17 | 20 | | 66 | 163 | 68 | 1'200 | | | 1'497 |
| 1974 | 23 | 34 | 2 | 16 | 26 | | 101 | 174 | 42 | 1'310 | | | 1'627 |
| 1975 | 16 | 40 | 2 | 17 | 30 | | 105 | 184 | 54 | 1'297 | | | 1'640 |
| 1976 ¹ | 63 | 53 | 1 | 8 | 33 | | 157 | 196 | | 1'355 | | | 1'708 |
| 1977 | 87 | 109 | 2 | 5 | 36 | | 239 | 233 | | 1'369 | | | 1'841 |
| 1978 | 123 | 93 | 2 | 14 | 59 | | 291 | 221 | | 1'495 | | | 2'007 |
| 1979 | 172 | 72 | 3 | 19 | 64 | | 330 | 223 | | 1'506 | | | 2'059 |
| 1980 | 235 | 55 | 3 | 16 | 76 | | 385 | 253 | | 1'367 | | | 2'005 |
| 1981 | 334 | 76 | 4 | 21 | 110 | | 545 | 277 | | 1'323 | | | 2'145 |
| 1982 | 363 | 63 | 2 | 26 | 144 | | 598 | 318 | | 1'329 | | | 2'245 |
| 1983 ² | 417 | 52 | - | 21 | 170 | | 660 | 229 | | 1'336 | | | 2'225 |
| 1984 | 547 | 60 | 4 | 24 | 220 | | 855 | 294 | | 1'270 | | | 2'419 |
| 1985 | 614 | 60 | 4 | 37 | 246 | | 961 | 304 | | 1'337 | | | 2'602 |
| 1986 ³ | 508 | 47 | 3 | 33 | 255 | | 846 | 251 | | 1'317 | | | 2'414 |
| 1987 | 556 | 50 | 3 | 35 | 337 | | 981 | 245 | | 1'788 | | | 3'014 |
| 1988 | 600 | 45 | 5 | 35 | 367 | | 1'052 | 231 | | 1'469 | | | 2'752 |
| 1989 | 577 | 41 | 4 | 36 | 396 | | 1'054 | 223 | | 1'392 | | | 2'669 |
| 1990 | 577 | 40 | 2 | 37 | 455 | | 1'111 | 210 | | 1'139 | | | 2'915 |
| 1991 | 598 | 44 | 2 | 44 | 493 | | 1'181 | 211 | | 843 | | | 2'235 |
| 1992 | 647 | 43 | 3 | 50 | 549 | | 1'292 | 222 | | 948 | | | 2'462 |
| 1993 | 659 | 48 | 7 | 40 | 585 | | 1'339 | 243 | | 991 | | | 2'573 |
| 1994 | 679 | 47 | 8 | 45 | 653 | | 1'432 | 234 | | 842 | | | 2'508 |
| 1995 | 697 | 51 | 8 | 36 | 707 | 3 | 1'502 | 220 | | 803 | | | 2'525 |
| 1996 | 743 | 55 | 11 | 48 | 798 | 2 | 1'657 | 215 | | 734 | | | 2'606 |
| 1997 | 801 | 68 | 12 | 53 | 847 | 3 | 1'784 | 255 | | 881 | | | 2'920 |
| 1998 | 819 | 68 | 14 | 50 | 941 | 3 | 1'895 | 331 | | 1'009 | 11 | | 3'246 |
| 1999 | 880 | 74 | 15 | 56 | 1'032 | 6 | 2'063 | 366 | | 1'120 | 14 | | 3'563 |

¹ Roller sind seit 1976 in den Motorräder enthalten² Die Rückgänge auf den 1.7.1983 entsprechen nicht einer tatsächlichen Bestandesverringierung, sondern sind durch eine Überprüfung der Bestandeskartei bedingt.³ Bis 1985: immatrikulierte Fahrzeuge; ab 1986: in Verkehr stehende Fahrzeuge.

Landwirtschaftstraktoren (Markenstraktoren) nach Steuer-PS seit 1965

| Jahr | Vierradtraktoren mit ... Steuer-PS | | | | | | | Total | Einachser |
|---------------------|------------------------------------|--------------|---------------|----------------|----------------|---------------|------------------|-------|-----------|
| | 1 bis 3.09 | 3.1 bis 5.09 | 5.1 bis 10.09 | 10.1 bis 15.09 | 15.1 bis 20.09 | 20.1 und mehr | Ohne Angabe | | |
| 1965 | 28 | 81 | 215 | 61 | 19 | 3 | | 407 | 144 |
| 1966 | 30 | 84 | 200 | 102 | 21 | 2 | | 439 | 141 |
| 1967 | 39 | 82 | 202 | 110 | 24 | 2 | | 459 | 136 |
| 1968 | 35 | 83 | 200 | 117 | 27 | 3 | | 465 | 137 |
| 1969 | 40 | 88 | 223 | 118 | 32 | 5 | | 506 | 123 |
| 1970 | 32 | 86 | 231 | 120 | 30 | 6 | | 505 | 117 |
| 1971 | 45 | 89 | 210 | 139 | 33 | 10 | | 526 | 111 |
| 1972 | 27 | 87 | 218 | 137 | 40 | 9 | | 518 | 123 |
| 1973 | 39 | 91 | 212 | 138 | 36 | 10 | | 526 | 98 |
| 1974 | 44 | 91 | 210 | 141 | 44 | 15 | | 545 | 108 |
| 1975 | 35 | 90 | 224 | 147 | 44 | 18 | | 558 | 103 |
| 1976 | 34 | 88 | 222 | 161 | 54 | 18 | | 577 | 90 |
| 1977 | 34 | 86 | 218 | 170 | 58 | 21 | | 587 | 94 |
| 1978 | 34 | 87 | 216 | 170 | 60 | 26 | | 593 | 94 |
| 1979 | 33 | 86 | 221 | 180 | 60 | 34 | | 614 | 90 |
| 1980 | 34 | 94 | 220 | 192 | 65 | 36 | | 641 | 92 |
| 1981 | 35 | 90 | 226 | 197 | 79 | 37 | | 664 | 98 |
| 1982 | 38 | 95 | 227 | 206 | 85 | 39 | | 690 | 99 |
| 1983 ^{1/2} | 499 | 18 | 49 | 92 | 46 | 27 | | 731 | 86 |
| 1984 | 494 | 20 | 57 | 106 | 50 | 33 | | 760 | 93 |
| 1985 | 478 | 23 | 69 | 115 | 64 | 35 | | 784 | 96 |
| 1986 ³ | 451 | 25 | 70 | 123 | 66 | 35 | | 770 | 87 |
| 1987 | 443 | 26 | 74 | 127 | 75 | 39 | | 784 | 84 |
| 1988 | 438 | 24 | 76 | 126 | 84 | 38 | | 786 | 86 |
| 1989 | 427 | 24 | 87 | 132 | 91 | 43 | | 804 | 81 |
| 1990 | 418 | 25 | 90 | 137 | 94 | 47 | | 811 | 80 |
| 1991 | 416 | 24 | 90 | 142 | 94 | 52 | | 818 | 77 |
| 1992 | 397 | 23 | 95 | 144 | 99 | 53 | | 811 | 75 |
| 1993 | 7 | 23 | 134 | 130 | 82 | 36 | 240 ⁴ | 652 | 60 |
| 1994 | 7 | 23 | 136 | 134 | 84 | 41 | 235 | 660 | 59 |
| 1995 | 15 | 31 | 143 | 196 | 136 | 60 | 220 | 801 | 66 |
| 1996 | 15 | 33 | 143 | 200 | 139 | 64 | 210 | 804 | 64 |
| 1997 | 14 | 32 | 141 | 209 | 138 | 70 | 200 | 804 | 63 |
| 1998 | 14 | 34 | 135 | 211 | 143 | 82 | 195 | 814 | 63 |
| 1999 | 16 | 40 | 141 | 213 | 147 | 82 | 192 | 831 | 62 |

¹ Die Zuordnung der Traktoren ohne PS-Angabe erfolgte vor 1983 aufgrund einer Einschätzung je nach Marke / Type. Die elektronische Erfassung seit 1983 teilt diese nun aber automatisch der niedersten Kategorie zu. Die Vergleichbarkeit in der zeitlichen Entwicklung ist damit nunmehr beschränkt gegeben.

² Ab 1983 einschliesslich Autotraktoren.

³ Bis 1985: immatrikulierte Fahrzeuge; ab 1986: in Verkehr stehende Fahrzeuge.

⁴ Bis 1992 in der Spalte "1 bis 3.09 PS" enthalten

Landwirtschaftstraktoren (Autotraktoren) nach Steuer-PS 1965 bis 1982

| Jahr | Vierradtraktoren mit ... Steuer-PS | | | | | | Total |
|-------------------|------------------------------------|--------------------|---------------------|----------------------|----------------------|---------------------|-------|
| | 1 bis 3.09 | 3.1 bis 5.09 | 5.1 bis 10.09 | 10.1 bis 15.09 | 15.1 bis 20.09 | 20.1 und mehr | |
| 1965 | - | 6 | 91 | 8 | 1 | - | 106 |
| 1966 | 1 | 4 | 79 | 6 | 1 | - | 91 |
| 1967 | 1 | 4 | 72 | 10 | 2 | - | 89 |
| 1968 | 1 | 2 | 59 | 8 | 1 | - | 71 |
| 1969 | - | 1 | 31 | 7 | 1 | - | 40 |
| 1970 | 1 | 2 | 30 | 5 | - | - | 38 |
| 1971 | 1 | 2 | 38 | 7 | 1 | - | 49 |
| 1972 | - | 1 | 33 | 8 | 4 | - | 46 |
| 1973 | - | - | 23 | 12 | 3 | 1 | 39 |
| 1974 | - | - | 19 | 4 | - | 1 | 24 |
| 1975 | - | - | 18 | 4 | - | - | 22 |
| 1976 | - | - | 17 | 3 | - | - | 20 |
| 1977 | - | - | 17 | 3 | - | - | 20 |
| 1978 | - | - | 17 | 3 | - | - | 20 |
| 1979 | - | - | 15 | 3 | - | - | 18 |
| 1980 | - | - | 15 | 3 | - | - | 18 |
| 1981 | - | - | 15 | 3 | - | - | 18 |
| 1982 ¹ | - | - | 14 | 3 | - | - | 17 |

¹ Ab 1983 den Markentraktoren zugerechnet

Motorfahrzeuge auf 1'000 Einwohner im Fürstentum Liechtenstein, der Schweiz und Österreich seit 1970

| Jahr | Motorfahrzeuge in Liechtenstein auf 1'000 Einwohner | | | | Motorfahrzeuge in der Schweiz auf 1'000 Einwohner | | | | Motorfahrzeuge in Österreich auf 1'000 Einwohner | | |
|------|---|----------------------------------|--------------------------|----------------|---|---------------------|---------------------------------------|------------------|--|--------------------------|----------------|
| | Personenwagen | Motorwagen zusammen ² | Motorräder Motorfahräder | Motorfahrzeuge | Personenwagen | Motorwagen zusammen | Motorräder Motorfahräder ¹ | Motorfahrzeuge | Personenwagen | Motorräder Motorfahräder | Kraftfahrzeuge |
| 1970 | 297 | 345 | 69 | 445 | 221 | 243 | 106 | 349 | 162 | 81 | 298 |
| 1971 | 333 | 382 | 67 | 483 | 231 | 255 | 108 | 363 | 178 | 79 | 313 |
| 1972 | 359 | 410 | 72 | 514 | 244 | 269 | 112 | 381 | 196 | 78 | 334 |
| 1973 | 377 | 436 | 67 | 532 | 257 | 283 | 115 | 399 | 206 | 73 | 340 |
| 1974 | 393 | 453 | 70 | 553 | 267 | 295 | 119 | 414 | 219 | 74 | 355 |
| 1975 | 396 | 453 | 69 | 551 | 280 | 308 | 117 | 425 | 229 | 75 | 368 |
| 1976 | 413 | 459 | 71 | 559 | 293 | 322 | 120 | 442 | 243 | 79 | 388 |
| 1977 | 424 | 475 | 76 | 580 | 305 | 334 | 123 | 457 | 261 | 83 | 412 |
| 1978 | 450 | 498 | 93 | 608 | 324 | 370 | 126 | 495 | 272 | 73 | 425 |
| 1979 | 468 | 518 | 81 | 628 | 341 | 389 | 127 | 517 | 285 | 85 | 442 |
| 1980 | 487 | 518 | 78 | 645 | 353 | 403 | 129 | 532 | 301 | 77 | 454 |
| 1981 | 524 | 581 | 85 | 697 | 375 | 426 | 129 | 555 | 306 | 80 | 462 |
| 1982 | 530 | 587 | 86 | 704 | 385 | 439 | 135 | 574 | 312 | 82 | 472 |
| 1983 | 512 | 568 | 84 | 683 | 392 | 449 | 131 | 580 | 320 | 85 | 483 |
| 1984 | 542 | 602 | 91 | 725 | 397 | 454 | 132 | 586 | 327 | 86 | 493 |
| 1985 | 555 | 616 | 98 | 747 | 404 | 463 | 133 | 596 | 335 | 86 | 503 |
| 1986 | 534 | 594 | 89 | 715 | 411 | 472 | 35 ¹ | 507 ¹ | 345 | 83 | 512 |
| 1987 | 556 | 620 | 110 | 762 | 420 | 484 | 37 | 521 | 354 | 80 | 520 |
| 1988 | 573 | 642 | 99 | 773 | 414 | 482 | 23 | 504 | 369 | 80 | 537 |
| 1989 | 578 | 680 | 95 | 774 | 422 | 491 | 33 | 524 | 384 | 78 | 554 |
| 1990 | 594 | 699 | 86 | 786 | 443 | 520 | 45 | 564 | 396 | 73 | 561 |
| 1991 | 600 | 708 | 77 | 785 | 449 | 525 | 47 | 573 | 410 | 70 | 575 |
| 1992 | 602 | 710 | 84 | 793 | 449 | 525 | 49 | 574 | 412 | 67 | 571 |
| 1993 | 595 | 702 | 86 | 788 | 451 | 527 | 51 | 578 | 426 | 66 | 586 |
| 1994 | 602 | 710 | 82 | 792 | 451 | 524 | 51 | 575 | 435 | 67 | 597 |
| 1995 | 614 | 724 | 82 | 807 | 457 | 531 | 52 | 584 | 447 | 68 | 611 |
| 1996 | 624 | 738 | 84 | 822 | 462 | 535 | 54 | 589 | 458 | 70 | 625 |
| 1997 | 640 | 757 | 94 | 851 | 468 | 542 | 58 | 600 | 469 | 71 | 640 |
| 1998 | 654 | 774 | 104 | 878 | | | | | | | |
| 1999 | 661 | 783 | 111 | 894 | | | | | | | |

¹ Seit 30.9.1986 ohne Motorfahräder

² Ab 1989 mit landwirtschaftlichen Fahrzeugen

Quellenangaben: Motorfahrzeugstatistik des Fürstentums Liechtenstein per 1. Juli

Motorfahrzeugbestand in der Schweiz am 30. September

Bestandes-Statistik der Kraftfahrzeuge in Österreich nach dem Stand vom 31. Dezember

Ein Personenwagen usw. entfällt auf ... Einwohner in Liechtenstein (FL), der Schweiz (CH) und Österreich (A) seit 1970

| Jahr | entfällt auf ... Einwohner in FL | | | | entfällt ... auf Einwohner in CH | | | | entfällt auf ... Einwohner in A | | | |
|------|----------------------------------|---------------------------------|------------------------------------|-------------------------|----------------------------------|-----------------|---|-------------------------|---------------------------------|------------------------------------|-------------------------|--|
| | Ein Personen- wagen | Motor- wagen ² | Motor- rad Motor- fahrrad | Motor- fahr- zeug | Ein Personen- wagen | Motor- wagen | Motor- rad Motor- fahrrad ¹ | Motor- fahr- zeug | Ein Personen- wagen | Motor- rad Motor- fahrrad | Kraft- fahr- zeug | |
| 1970 | 3.4 | 2.9 | 14.5 | 2.2 | 5.1 | 4.1 | 9.4 | 2.9 | 6.2 | 12.3 | 3.4 | |
| 1971 | 3.0 | 2.6 | 14.8 | 2.2 | 4.3 | 3.9 | 9.2 | 2.8 | 5.6 | 12.7 | 3.2 | |
| 1972 | 2.8 | 2.4 | 14.0 | 2.1 | 4.1 | 3.7 | 8.9 | 2.6 | 5.1 | 12.8 | 3.0 | |
| 1973 | 2.7 | 2.3 | 15.0 | 2.0 | 3.9 | 3.5 | 8.7 | 2.5 | 4.9 | 13.7 | 2.9 | |
| 1974 | 2.5 | 2.2 | 14.2 | 1.9 | 3.7 | 3.4 | 8.4 | 2.4 | 4.6 | 13.5 | 2.8 | |
| 1975 | 2.5 | 2.2 | 14.5 | 1.9 | 3.6 | 3.2 | 8.5 | 2.4 | 4.4 | 13.3 | 2.7 | |
| 1976 | 2.4 | 2.0 | 14.1 | 1.9 | 3.4 | 3.1 | 8.4 | 2.3 | 4.1 | 14.3 | 2.6 | |
| 1977 | 2.3 | 2.1 | 13.1 | 1.8 | 3.3 | 3.0 | 8.1 | 2.2 | 3.8 | 12.0 | 2.4 | |
| 1978 | 2.2 | 2.0 | 10.8 | 1.7 | 3.1 | 2.7 | 7.9 | 2.0 | 3.7 | 13.7 | 2.4 | |
| 1979 | 2.1 | 1.9 | 12.3 | 1.7 | 2.9 | 2.6 | 7.8 | 1.9 | 3.5 | 11.7 | 2.3 | |
| 1980 | 2.1 | 1.9 | 12.9 | 1.7 | 2.8 | 2.5 | 7.7 | 1.9 | 3.3 | 13.0 | 2.2 | |
| 1981 | 1.9 | 1.7 | 11.8 | 1.5 | 2.7 | 2.3 | 7.8 | 1.8 | 3.3 | 12.5 | 2.2 | |
| 1982 | 1.9 | 1.8 | 11.6 | 1.5 | 2.6 | 2.3 | 7.4 | 1.7 | 3.2 | 12.2 | 2.1 | |
| 1983 | 1.9 | 1.8 | 11.9 | 1.5 | 2.6 | 2.2 | 7.6 | 1.7 | 3.1 | 11.8 | 2.1 | |
| 1984 | 1.8 | 1.7 | 11.0 | 1.4 | 2.5 | 2.2 | 7.6 | 1.7 | 3.1 | 11.7 | 2.0 | |
| 1985 | 1.8 | 1.6 | 10.3 | 1.4 | 2.5 | 2.2 | 7.5 | 1.7 | 3.0 | 11.7 | 2.0 | |
| 1986 | 1.9 | 1.7 | 11.2 | 1.5 | 2.4 | 2.1 | 28.9 ¹ | 2.0 ¹ | 2.9 | 12.0 | 2.0 | |
| 1987 | 1.8 | 1.6 | 9.1 | 1.4 | 2.4 | 2.1 | 27.1 ¹ | 1.9 | 2.8 | 12.4 | 1.9 | |
| 1988 | 1.7 | 1.6 | 10.1 | 1.3 | 2.4 | 2.1 | 43.5 | 2.0 | 2.7 | 12.6 | 1.9 | |
| 1989 | 1.7 | 1.5 | 10.6 | 1.3 | 2.4 | 2.0 | 30.3 | 1.9 | 2.6 | 12.8 | 1.8 | |
| 1990 | 1.7 | 1.4 | 11.6 | 1.3 | 2.3 | 1.9 | 22.3 | 1.8 | 2.5 | 13.8 | 1.8 | |
| 1991 | 1.7 | 1.4 | 13.0 | 1.3 | 2.2 | 1.9 | 21.2 | 1.7 | 2.4 | 15.0 | 1.7 | |
| 1992 | 1.7 | 1.4 | 11.9 | 1.3 | 2.2 | 1.9 | 20.4 | 1.7 | 2.4 | 15.0 | 1.8 | |
| 1993 | 1.7 | 1.4 | 11.6 | 1.3 | 2.2 | 1.9 | 19.9 | 1.7 | 2.3 | 15.0 | 1.7 | |
| 1994 | 1.7 | 1.4 | 12.1 | 1.3 | 2.2 | 1.9 | 19.7 | 1.7 | 2.3 | 15.0 | 1.7 | |
| 1995 | 1.6 | 1.4 | 12.1 | 1.2 | 2.2 | 1.9 | 19.1 | 1.7 | 2.2 | 14.7 | 1.6 | |
| 1996 | 1.6 | 1.4 | 11.9 | 1.2 | 2.2 | 1.9 | 18.5 | 1.7 | 2.2 | 14.4 | 1.6 | |
| 1997 | 1.6 | 1.3 | 10.7 | 1.2 | 2.1 | 1.8 | 17.3 | 1.7 | 2.1 | 14.0 | 1.6 | |
| 1998 | 1.5 | 1.3 | 9.6 | 1.1 | | | | | | | | |
| 1999 | 1.5 | 1.3 | 9.0 | 1.1 | | | | | | | | |

¹ Seit 30.9.1986 ohne Motorfahrräder

² Ab 1989 mit landwirtschaftlichen Fahrzeugen

Quellenangaben: Motorfahrzeugstatistik des Fürstentums Liechtenstein per 1. Juli,

Motorfahrzeugbestand in der Schweiz am 30. September

Bestandes-Statistik der Kraftfahrzeuge in Österreich nach dem Stand vom 31. Dezember

Neue Motorfahrzeuge

Fürstentum Liechtenstein, Motorfahrzeugstatistik
In Verkehr gesetzte neue Fahrzeuge nach Monaten im Jahre 1998

| Fahrzeugart | Jan. | Feb. | März | April | Mai | Juni | Juli | Aug. | Sept. | Okt. | Nov. | Dez. | Total |
|---|------------|------------|------------|------------|------------|------------|------------|------------|------------|------------|------------|------------|--------------|
| Personenwagen | 132 | 114 | 166 | 196 | 183 | 198 | 188 | 126 | 153 | 159 | 153 | 132 | 1'900 |
| Kleinbusse | - | 1 | - | 1 | 1 | 3 | - | - | - | - | 1 | 2 | 9 |
| Autobusse, Autocars | - | - | - | - | - | - | - | - | - | - | 2 | 1 | 3 |
| Liefer-, Lastwagen Sattelschlepper | 10 | 17 | 18 | 19 | 20 | 25 | 14 | 17 | 26 | 21 | 21 | 9 | 217 |
| Spezialwagen | 1 | 1 | 2 | 3 | 3 | 1 | 3 | 2 | 2 | 2 | 3 | - | 23 |
| Gewerbliche Traktoren | - | - | - | - | - | - | - | - | - | 1 | - | - | 1 |
| Landwirtsch. Traktoren | - | 2 | 1 | 1 | 3 | 5 | 1 | 1 | 3 | 1 | - | - | 18 |
| Total Motorwagen | 143 | 135 | 187 | 220 | 210 | 232 | 206 | 146 | 184 | 184 | 180 | 144 | 2'171 |
| Motorräder | 3 | 11 | 14 | 36 | 23 | 24 | 29 | 18 | - | 6 | 2 | 2 | 168 |
| Dreirädrige Motorfahrzeuge | - | - | - | - | 2 | 2 | - | - | - | - | - | - | 4 |
| Kleinmotorfahrzeuge | - | - | 1 | 1 | - | - | - | - | - | 1 | - | - | 3 |
| Kleinmotorräder | 2 | 4 | 9 | 10 | 14 | 22 | 13 | 10 | 13 | 5 | 2 | 5 | 109 |
| Motorfahrräder | - | - | 1 | 1 | 2 | 4 | 1 | - | 3 | - | 1 | 2 | 15 |
| Total Motorfahrzeuge | 148 | 150 | 212 | 268 | 251 | 284 | 249 | 174 | 200 | 196 | 185 | 153 | 2'470 |
| Anhänger | 14 | 17 | 21 | 25 | 30 | 26 | 16 | 22 | 12 | 24 | 10 | 18 | 235 |
| Total Fahrzeuge | 162 | 167 | 233 | 293 | 281 | 310 | 265 | 196 | 212 | 220 | 195 | 171 | 2'705 |
| Personenwagen nach Treibstoffart | | | | | | | | | | | | | |
| Benzin | 119 | 107 | 154 | 181 | 166 | 181 | 172 | 122 | 137 | 131 | 145 | 119 | 1'734 |
| Diesel | 13 | 7 | 12 | 15 | 17 | 17 | 16 | 4 | 16 | 28 | 8 | 13 | 166 |

In Verkehr gesetzte neue Fahrzeuge nach Arten seit 1963

| Jahr | Personen- wagen | Klein- busse | Autobusse Autocars | Liefer- Lastwagen, Sattel- schlepper | Spezial- wagen | Gewerb- liche Trakto- ren | Landwirt- schaftliche Traktoren | Motor-, Kleinmotor- räder, Motorfahr- räder ¹ | An- hänger | Total |
|------|--------------------|-----------------|-----------------------|---|-------------------|------------------------------------|---------------------------------------|--|---------------|-------|
| 1963 | 534 | 8 | 2 | 60 | 14 | - | 60 | 44 | 3 | 725 |
| 1964 | 600 | 15 | 3 | 51 | 9 | 1 | 21 | 24 | 17 | 741 |
| 1965 | 593 | 9 | 2 | 33 | 10 | 1 | 33 | 24 | 21 | 726 |
| 1966 | 612 | 20 | - | 48 | 17 | 2 | 37 | 16 | 6 | 758 |
| 1967 | 673 | 29 | 2 | 54 | 22 | - | 27 | 10 | 22 | 839 |
| 1968 | 763 | 20 | 5 | 58 | 13 | 2 | 39 | 11 | 25 | 936 |
| 1969 | 966 | 26 | 1 | 55 | 20 | - | 23 | 10 | 31 | 1'132 |
| 1970 | 1'034 | 21 | 6 | 80 | 24 | 3 | 18 | 11 | 42 | 1'239 |
| 1971 | 1'187 | 25 | 2 | 101 | 27 | 1 | 34 | 27 | 50 | 1'454 |
| 1972 | 1'329 | 36 | 6 | 106 | 31 | - | 14 | 23 | 85 | 1'630 |
| 1973 | 1'270 | 42 | 4 | 94 | 19 | 1 | 18 | 68 | 53 | 1'569 |
| 1974 | 991 | 16 | 2 | 65 | 19 | 1 | 14 | 36 | 60 | 1'204 |
| 1975 | 990 | 3 | 5 | 34 | 8 | - | 31 | 59 | 52 | 1'182 |
| 1976 | 1'164 | - | 1 | 46 | 11 | - | 22 | 47 | 59 | 1'350 |
| 1977 | 1'481 | 6 | 4 | 62 | 6 | 1 | 18 | 73 | 53 | 1'704 |
| 1978 | 1'773 | 9 | 2 | 74 | 15 | - | 31 | 73 | 66 | 2'043 |
| 1979 | 1'685 | 5 | 2 | 92 | 14 | 1 | 21 | 74 | 72 | 1'966 |
| 1980 | 1'830 | 12 | 4 | 120 | 18 | 2 | 26 | 110 | 85 | 2'207 |
| 1981 | 1'868 | 4 | 6 | 138 | 19 | 1 | 30 | 125 | 114 | 2'305 |
| 1982 | 1'820 | 6 | 3 | 114 | 13 | 1 | 31 | 188 | 92 | 2'268 |
| 1983 | 1'580 | 4 | 3 | 86 | 18 | 1 | 20 | 192 | 102 | 2'006 |
| 1984 | 1'683 | 5 | 2 | 109 | 17 | 1 | 37 | 203 | 113 | 2'170 |
| 1985 | 1'741 | 6 | 1 | 130 | 18 | - | 34 | 181 | 140 | 2'251 |
| 1986 | 1'919 | 8 | 3 | 153 | 17 | - | 20 | 186 | 129 | 2'435 |
| 1987 | 2'112 | 3 | 3 | 165 | 29 | 1 | 30 | 214 | 147 | 2'704 |
| 1988 | 2'011 | 4 | 3 | 167 | 24 | 1 | 26 | 157 | 153 | 2'546 |
| 1989 | 1'934 | 4 | 5 | 155 | 25 | - | 24 | 146 | 151 | 2'444 |
| 1990 | 1'939 | 10 | 5 | 185 | 35 | 1 | 25 | 157 | 144 | 2'501 |
| 1991 | 1'818 | 5 | 3 | 157 | 24 | 2 | 15 | 141 | 130 | 2'295 |
| 1992 | 1'765 | 9 | 4 | 124 | 19 | - | 14 | 162 | 134 | 2'231 |
| 1993 | 1'689 | 4 | 4 | 112 | 24 | 2 | 10 | 156 | 153 | 2'154 |
| 1994 | 1'632 | 4 | 3 | 113 | 15 | 10 | 4 | 172 | 154 | 2'107 |
| 1995 | 1'743 | 5 | 2 | 158 | 23 | 1 | 7 | 158 | 164 | 2'261 |
| 1996 | 1'896 | 8 | 5 | 188 | 14 | 4 | 11 | 203 | 192 | 2'521 |
| 1997 | 1'676 | 6 | 2 | 184 | 21 | 3 | 11 | 239 | 178 | 2'320 |
| 1998 | 1'900 | 9 | 3 | 217 | 23 | 1 | 18 | 299 | 235 | 2'705 |

¹ Bis 1992 ohne Motorfahräder

In Verkehr gesetzte neue Fahrzeuge nach Monaten seit 1963 (inkl. Anhänger)

| Jahr | Jan. | Feb. | März | April | Mai | Juni | Juli | Aug. | Sept. | Okt. | Nov. | Dez. | Total |
|-------------------|------|------|------|-------|-----|------|------|------|-------|------|------|------|-------|
| 1963 | 35 | 30 | 75 | 83 | 96 | 77 | 82 | 52 | 41 | 70 | 49 | 35 | 725 |
| 1964 | 38 | 51 | 73 | 96 | 68 | 59 | 73 | 51 | 64 | 74 | 53 | 41 | 741 |
| 1965 | 43 | 38 | 58 | 108 | 79 | 73 | 76 | 44 | 53 | 59 | 66 | 29 | 726 |
| 1966 | 32 | 51 | 77 | 99 | 87 | 74 | 67 | 46 | 71 | 72 | 42 | 40 | 758 |
| 1967 | 32 | 56 | 100 | 91 | 96 | 93 | 66 | 56 | 76 | 77 | 50 | 46 | 839 |
| 1968 | 46 | 59 | 104 | 121 | 122 | 90 | 90 | 59 | 56 | 79 | 67 | 43 | 936 |
| 1969 | 38 | 74 | 126 | 147 | 119 | 118 | 98 | 73 | 79 | 103 | 82 | 75 | 1'132 |
| 1970 | 60 | 70 | 102 | 162 | 127 | 131 | 145 | 88 | 100 | 88 | 88 | 78 | 1'239 |
| 1971 | 75 | 76 | 130 | 195 | 162 | 148 | 148 | 114 | 134 | 108 | 71 | 93 | 1'454 |
| 1972 | 94 | 114 | 230 | 161 | 177 | 181 | 147 | 114 | 86 | 124 | 95 | 107 | 1'630 |
| 1973 | 124 | 101 | 187 | 181 | 190 | 153 | 139 | 122 | 106 | 108 | 95 | 63 | 1'569 |
| 1974 | 83 | 85 | 127 | 180 | 141 | 126 | 111 | 81 | 90 | 95 | 48 | 37 | 1'204 |
| 1975 | 69 | 107 | 98 | 111 | 113 | 137 | 123 | 92 | 102 | 103 | 74 | 53 | 1'182 |
| 1976 | 71 | 80 | 152 | 167 | 135 | 137 | 136 | 83 | 133 | 106 | 75 | 75 | 1'350 |
| 1977 | 96 | 113 | 224 | 166 | 193 | 175 | 164 | 118 | 138 | 137 | 90 | 90 | 1'704 |
| 1978 | 127 | 113 | 222 | 246 | 224 | 241 | 171 | 141 | 151 | 192 | 125 | 90 | 2'043 |
| 1979 | 118 | 148 | 254 | 264 | 227 | 185 | 140 | 124 | 145 | 165 | 127 | 69 | 1'966 |
| 1980 | 149 | 192 | 239 | 256 | 201 | 186 | 190 | 194 | 155 | 203 | 126 | 116 | 2'207 |
| 1981 | 134 | 132 | 278 | 348 | 195 | 282 | 239 | 170 | 148 | 170 | 118 | 91 | 2'305 |
| 1982 | 141 | 164 | 239 | 301 | 235 | 263 | 189 | 181 | 196 | 158 | 117 | 84 | 2'268 |
| 1983 | 144 | 140 | 288 | 219 | 219 | 227 | 188 | 129 | 134 | 127 | 116 | 75 | 2'006 |
| 1984 | 140 | 176 | 238 | 330 | 288 | 202 | 147 | 124 | 157 | 151 | 131 | 86 | 2'170 |
| 1985 | 145 | 122 | 265 | 304 | 246 | 226 | 220 | 159 | 158 | 176 | 130 | 100 | 2'251 |
| 1986 | 182 | 151 | 239 | 272 | 288 | 255 | 227 | 145 | 213 | 188 | 157 | 118 | 2'435 |
| 1987 | 183 | 182 | 314 | 407 | 264 | 287 | 237 | 151 | 221 | 185 | 167 | 106 | 2'704 |
| 1988 | 158 | 168 | 282 | 313 | 305 | 317 | 195 | 186 | 194 | 177 | 158 | 93 | 2'546 |
| 1989 | 202 | 137 | 307 | 324 | 268 | 307 | 200 | 170 | 160 | 142 | 139 | 88 | 2'444 |
| 1990 | 217 | 165 | 300 | 301 | 294 | 250 | 245 | 147 | 169 | 193 | 144 | 76 | 2'501 |
| 1991 | 179 | 149 | 279 | 303 | 226 | 224 | 200 | 172 | 171 | 164 | 133 | 95 | 2'295 |
| 1992 ¹ | 185 | 156 | 218 | 296 | 247 | 254 | 180 | 114 | 176 | 190 | 137 | 78 | 2'231 |
| 1993 | 164 | 145 | 277 | 304 | 227 | 212 | 179 | 130 | 144 | 134 | 129 | 109 | 2'154 |
| 1994 | 164 | 149 | 267 | 243 | 234 | 215 | 176 | 135 | 152 | 158 | 122 | 92 | 2'107 |
| 1995 | 183 | 146 | 256 | 227 | 277 | 247 | 186 | 143 | 157 | 191 | 145 | 103 | 2'261 |
| 1996 | 208 | 147 | 292 | 304 | 294 | 240 | 240 | 162 | 170 | 208 | 141 | 115 | 2'521 |
| 1997 | 191 | 147 | 249 | 291 | 242 | 234 | 200 | 159 | 167 | 198 | 150 | 92 | 2'320 |
| 1998 | 162 | 167 | 233 | 293 | 281 | 310 | 265 | 196 | 212 | 220 | 195 | 171 | 2'705 |

¹ Bis 1992 ohne Motorfahräder

In Verkehr gesetzte neue Personenwagen nach Monaten seit 1963

| Jahr | Jan. | Feb. | März | April | Mai | Juni | Juli | Aug. | Sept. | Okt. | Nov. | Dez. | Total |
|-------------------|------|------|------|-------|-----|------|------|------|-------|------|------|------|-------|
| 1963 | 30 | 21 | 58 | 58 | 59 | 57 | 51 | 32 | 32 | 53 | 43 | 27 | 521 |
| 1964 | 27 | 31 | 65 | 63 | 56 | 50 | 58 | 42 | 50 | 53 | 42 | 36 | 573 |
| 1965 | 29 | 25 | 46 | 78 | 64 | 65 | 63 | 25 | 42 | 54 | 60 | 23 | 574 |
| 1966 | 23 | 44 | 55 | 81 | 66 | 47 | 49 | 31 | 64 | 56 | 28 | 26 | 570 |
| 1967 | 24 | 41 | 75 | 63 | 72 | 66 | 43 | 45 | 58 | 57 | 38 | 34 | 616 |
| 1968 | 35 | 41 | 86 | 96 | 90 | 64 | 60 | 45 | 42 | 60 | 53 | 25 | 697 |
| 1969 | 31 | 56 | 114 | 113 | 97 | 94 | 79 | 58 | 59 | 84 | 55 | 59 | 899 |
| 1970 | 48 | 52 | 90 | 134 | 99 | 101 | 104 | 64 | 68 | 66 | 74 | 59 | 959 |
| 1971 | 65 | 60 | 103 | 147 | 129 | 109 | 99 | 86 | 106 | 88 | 53 | 67 | 1'112 |
| 1972 | 74 | 85 | 175 | 138 | 131 | 126 | 95 | 83 | 65 | 90 | 66 | 78 | 1'206 |
| 1973 | 88 | 69 | 144 | 130 | 139 | 110 | 101 | 78 | 82 | 87 | 69 | 50 | 1'147 |
| 1974 | 66 | 75 | 92 | 124 | 95 | 94 | 84 | 62 | 67 | 73 | 37 | 30 | 899 |
| 1975 | 61 | 84 | 75 | 87 | 92 | 109 | 86 | 75 | 79 | 83 | 58 | 44 | 933 |
| 1976 ¹ | 68 | 74 | 136 | 142 | 116 | 115 | 102 | 68 | 119 | 95 | 67 | 62 | 1'164 |
| 1977 | 84 | 108 | 209 | 148 | 168 | 138 | 132 | 96 | 122 | 123 | 79 | 74 | 1'481 |
| 1978 | 111 | 102 | 194 | 221 | 208 | 195 | 147 | 109 | 133 | 168 | 105 | 80 | 1'773 |
| 1979 | 110 | 136 | 230 | 222 | 192 | 156 | 110 | 105 | 117 | 140 | 106 | 61 | 1'685 |
| 1980 | 128 | 169 | 197 | 207 | 164 | 145 | 152 | 167 | 132 | 164 | 110 | 95 | 1'830 |
| 1981 | 112 | 119 | 228 | 281 | 150 | 216 | 192 | 142 | 119 | 139 | 93 | 77 | 1'868 |
| 1982 | 119 | 148 | 188 | 216 | 177 | 208 | 151 | 142 | 161 | 140 | 101 | 69 | 1'820 |
| 1983 | 124 | 125 | 235 | 165 | 152 | 166 | 144 | 91 | 107 | 109 | 101 | 61 | 1'580 |
| 1984 | 123 | 155 | 185 | 251 | 206 | 135 | 98 | 90 | 137 | 121 | 110 | 72 | 1'683 |
| 1985 | 117 | 93 | 194 | 225 | 172 | 173 | 173 | 124 | 124 | 145 | 118 | 83 | 1'741 |
| 1986 | 152 | 134 | 188 | 199 | 209 | 200 | 174 | 110 | 179 | 150 | 125 | 99 | 1'919 |
| 1987 | 159 | 149 | 261 | 294 | 194 | 223 | 185 | 108 | 173 | 153 | 126 | 87 | 2'112 |
| 1988 | 134 | 144 | 225 | 233 | 242 | 255 | 138 | 133 | 148 | 143 | 135 | 81 | 2'011 |
| 1989 | 174 | 113 | 245 | 253 | 194 | 237 | 153 | 123 | 129 | 122 | 115 | 76 | 1'934 |
| 1990 | 189 | 136 | 220 | 231 | 220 | 186 | 181 | 106 | 124 | 159 | 117 | 70 | 1'939 |
| 1991 | 156 | 119 | 228 | 232 | 171 | 162 | 159 | 137 | 137 | 130 | 108 | 79 | 1'818 |
| 1992 | 163 | 135 | 174 | 222 | 177 | 202 | 140 | 90 | 127 | 155 | 113 | 67 | 1'765 |
| 1993 | 138 | 125 | 211 | 231 | 165 | 164 | 139 | 99 | 112 | 111 | 102 | 92 | 1'689 |
| 1994 | 142 | 119 | 185 | 186 | 191 | 169 | 123 | 90 | 113 | 133 | 99 | 82 | 1'632 |
| 1995 | 149 | 119 | 190 | 176 | 211 | 164 | 147 | 110 | 117 | 157 | 117 | 86 | 1'743 |
| 1996 | 167 | 110 | 209 | 215 | 219 | 179 | 180 | 113 | 129 | 168 | 118 | 89 | 1'896 |
| 1997 | 160 | 118 | 178 | 197 | 160 | 156 | 141 | 93 | 119 | 154 | 125 | 75 | 1'676 |
| 1998 | 132 | 114 | 166 | 196 | 183 | 198 | 188 | 126 | 153 | 159 | 153 | 132 | 1'900 |

¹ Seit 1976 inkl. Kombi- u. Stationswagen und Kleinbusse bis 9 Plätze mit Führer

In Verkehr gesetzte neue Personenwagen nach Fabrikmarke seit 1994
Reihenfolge nach Anzahl

| 1994 | | 1995 | | 1996 | | 1997 | | 1998 | |
|---------------|--------------|---------------|--------------|---------------|--------------|---------------|--------------|---------------|--------------|
| Volkswagen | 304 | Volkswagen | 343 | Volkswagen | 347 | Volkswagen | 229 | Volkswagen | 369 |
| Opel | 209 | Opel | 203 | Audi | 168 | Opel | 179 | Audi | 155 |
| Renault | 141 | Renault | 129 | Opel | 160 | Audi | 138 | Opel | 146 |
| Toyota | 121 | Audi | 125 | Toyota | 144 | Toyota | 136 | Mercedes | 138 |
| Ford | 115 | Toyota | 117 | Ford | 124 | Renault | 130 | Toyota | 133 |
| Audi | 102 | Ford | 112 | Renault | 121 | Ford | 104 | Renault | 127 |
| Mercedes | 82 | BMW | 97 | BMW | 99 | Mercedes | 98 | Ford | 110 |
| BMW | 75 | Mercedes | 76 | Mercedes | 97 | BMW | 93 | BMW | 102 |
| Mazda | 71 | Nissan | 58 | Mazda | 75 | Subaru | 63 | Mazda | 69 |
| Nissan | 55 | Subaru | 49 | Nissan | 64 | Mazda | 57 | Volvo | 58 |
| Subaru | 46 | Mazda | 42 | Subaru | 54 | Fiat | 55 | Fiat | 54 |
| Citroen | 36 | Peugeot | 40 | Fiat | 53 | Nissan | 47 | Subaru | 49 |
| Mitsubishi | 30 | Chrysler | 36 | Citroen | 48 | Volvo | 44 | Honda | 48 |
| Volvo | 28 | Volvo | 36 | Chrysler | 44 | Citroen | 39 | Nissan | 43 |
| Chrysler | 27 | Jeep | 34 | Volvo | 42 | Peugeot | 35 | Peugeot | 36 |
| Peugeot | 23 | Fiat | 32 | Peugeot | 40 | Honda | 30 | Chrysler | 27 |
| Fiat | 22 | Mitsubishi | 31 | Mitsubishi | 34 | Mitsubishi | 29 | Land-Rover | 26 |
| Honda | 22 | Citroen | 28 | Honda | 29 | Rover | 24 | Mitsubishi | 22 |
| Jeep | 21 | Honda | 21 | Rover | 26 | Chrysler | 22 | Citroen | 20 |
| Rover | 14 | Rover | 20 | Jeep | 19 | Jeep | 18 | Rover | 18 |
| Land-Rover | 12 | Land-Rover | 16 | Land-Rover | 14 | Seat | 17 | Hyundai | 17 |
| Suzuki | 9 | Suzuki | 15 | Suzuki | 13 | Land-Rover | 11 | Jeep | 16 |
| Daihatsu | 7 | Alfa Romeo | 10 | Lancia | 12 | Lancia | 9 | Alfa-Romeo | 14 |
| Lancia | 6 | BMW/Alpina | 9 | Alfa Romeo | 8 | Suzuki | 9 | Suzuki | 14 |
| Alfa Romeo | 5 | Daihatsu | 7 | Daihatsu | 8 | Daihatsu | 7 | Daihatsu | 11 |
| BMW/Alpina | 5 | Seat | 7 | Seat | 8 | Chevrolet | 5 | Saab | 11 |
| Pontiac | 5 | Jaguar | 5 | Hyundai | 7 | Jaguar | 5 | Seat | 11 |
| Chevrolet | 4 | Saab | 5 | Saab | 7 | Alfa-Romeo | 4 | Micro Compact | 7 |
| Porsche | 4 | Ferrari | 4 | BMW/Alpina | 5 | Hyundai | 4 | Chevrolet | 5 |
| Saab | 4 | Hyundai | 4 | Chevrolet | 4 | Saab | 4 | Jaguar | 5 |
| Hyundai | 3 | Porsche | 4 | Ferrari | 3 | BMW/Alpina | 3 | Alpina | 4 |
| Puch | 3 | Chevrolet | 3 | Porsche | 3 | Mini | 3 | Dodge | 4 |
| Übrige | 21 | Dodge | 3 | Übrige | 16 | Porsche | 3 | Ferrari | 4 |
| | | Lancia | 3 | | | Übrige | 22 | Mini | 4 |
| | | Übrige | 19 | | | | | Puch | 4 |
| | | | | | | | | Übrige | 19 |
| Gesamt | 1'632 | Gesamt | 1'743 | Gesamt | 1'896 | Gesamt | 1'676 | Gesamt | 1'900 |

Strassenverkehr

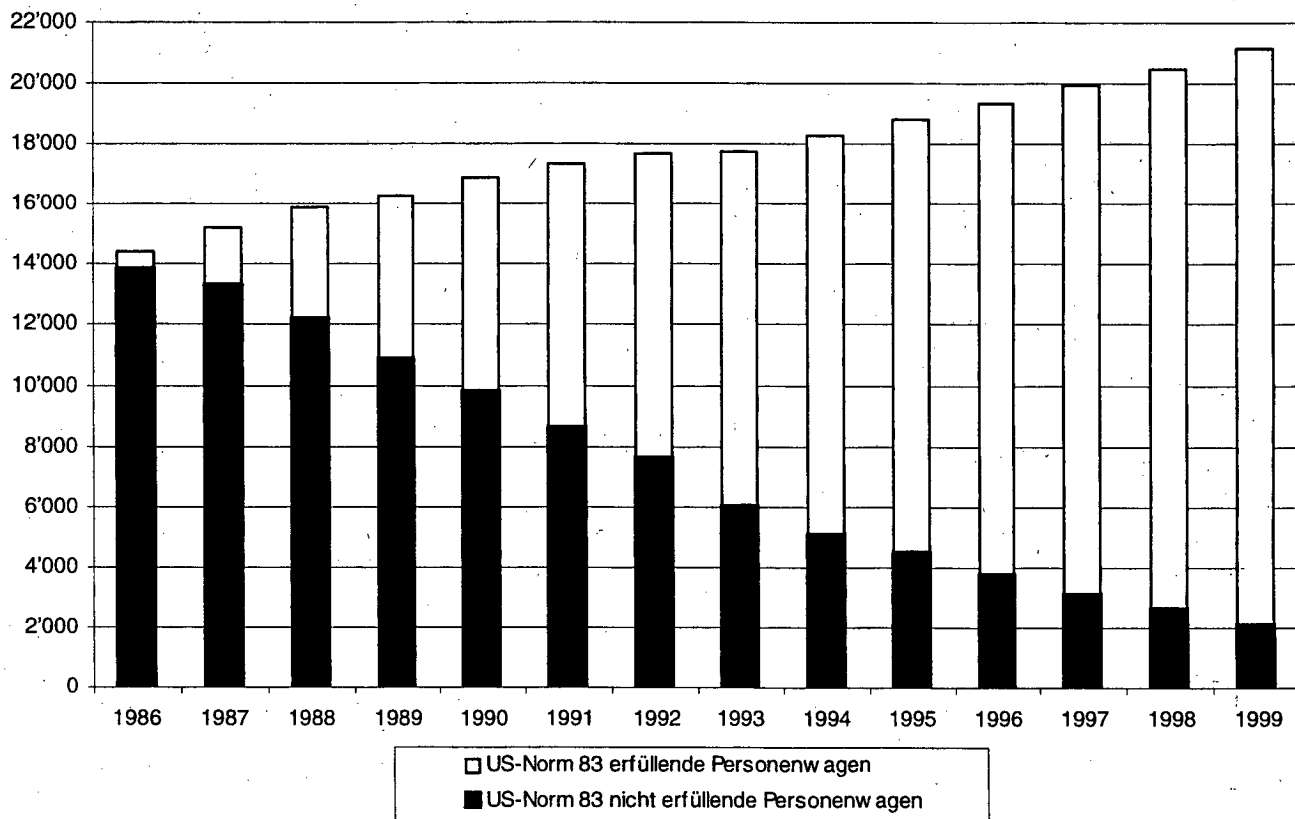
Bestand der im Verkehr stehenden Motorfahrzeuge und Anhänger seit 1936

| Jahr | Motorwagen | | | | | | | Total | Motor- räder Motor- fahrräder | Motor- fahr- zeuge Total | Strassen- fahrzeuge ohne Motor (An- hänger aller Art) |
|------|--------------------|-----------------|----------------------------------|--|-------------------|-------------------------------------|---|--------|--|-----------------------------------|---|
| | Personen- wagen | Klein- busse | Auto- busse, Auto- cars | Liefer- Last- wagen, Sattel- schlepper | Spezial- wagen | Gewerb- liche Traktor- ren | Landwirt- schaft- liche Fahr- zeuge | | | | |
| 1936 | 150 | | | 28 | * | 1 | 7 | 186 | 80 | 266 | * |
| 1940 | 162 | | | 23 | * | | 71 | 256 | 84 | 340 | * |
| 1943 | 57 | | 8 | 42 | | | 106 | 213 | 11 | 224 | * |
| 1946 | 292 | | | | * | | 149 | 441 | 156 | 597 | * |
| 1950 | 472 | | 10 | 75 | | | 232 | 789 | 343 | 1'132 | * |
| 1955 | 883 | | 12 | 120 | | 13 | 360 | 1'388 | 743 | 2'131 | * |
| 1960 | 1'815 | * | 20 | 199 | * | 12 | 529 | 2'575 | 1'017 | 3'592 | * |
| 1961 | 1'869 | 72 | 21 | 225 | * | 9 | 621 | 2'817 | 875 | 3'692 | * |
| 1962 | 2'218 | 65 | 20 | 264 | * | 5 | 643 | 3'215 | 905 | 4'120 | * |
| 1963 | 2'494 | 107 | 17 | 258 | 45 | 6 | 724 | 3'651 | 861 | 4'512 | * |
| 1964 | 2'951 | 116 | 21 | 351 | 64 | 13 | 663 | 4'175 | 955 | 5'134 | * |
| 1965 | 3'408 | 127 | 30 | 382 | 94 | 9 | 657 | 4'707 | 992 | 5'699 | * |
| 1966 | 3'803 | 123 | 25 | 417 | 132 | 9 | 671 | 5'180 | 1'011 | 6'191 | * |
| 1967 | 4'283 | 159 | 30 | 467 | 147 | 8 | 684 | 5'778 | 1'053 | 6'831 | * |
| 1968 | 4'697 | 156 | 32 | 516 | 172 | 6 | 673 | 6'252 | 1'017 | 7'269 | * |
| 1969 | 5'325 | 154 | 37 | 506 | 151 | 10 | 669 | 6'852 | 1'341 | 8'193 | 511 |
| 1970 | 6'210 | 173 | 48 | 546 | 230 | 10 | 660 | 7'877 | 1'445 | 9'322 | 523 |
| 1971 | 7'124 | 170 | 40 | 587 | 249 | 8 | 686 | 8'864 | 1'443 | 10'307 | 605 |
| 1972 | 7'867 | 209 | 40 | 610 | 252 | 9 | 687 | 9'674 | 1'566 | 11'240 | 684 |
| 1973 | 8'447 | 210 | 37 | 765 | 295 | 9 | 663 | 10'426 | 1'497 | 11'923 | 659 |
| 1974 | 9'129 | 223 | 44 | 792 | 298 | 13 | 677 | 11'176 | 1'627 | 12'803 | 760 |
| 1975 | 9'413 | 278 | 46 | 768 | 245 | 10 | 683 | 11'443 | 1'640 | 13'083 | 839 |
| 1976 | 9'899 | 51 | 45 | 774 | 221 | 9 | 687 | 11'686 | 1'708 | 13'394 | 841 |
| 1977 | 10'345 | 48 | 45 | 810 | 217 | 7 | 701 | 12'182 | 1'841 | 14'023 | 856 |
| 1978 | 11'120 | 50 | 43 | 864 | 227 | 10 | 707 | 13'021 | 2'007 | 15'028 | 979 |
| 1979 | 11'869 | 57 | 43 | 914 | 241 | 10 | 722 | 13'856 | 2'059 | 15'915 | 1'094 |
| 1980 | 12'569 | 62 | 43 | 980 | 216 | 10 | 751 | 14'631 | 2'005 | 16'636 | 1'033 |
| 1981 | 13'217 | 68 | 41 | 1'088 | 228 | 10 | 780 | 15'432 | 2'145 | 17'577 | 1'102 |
| 1982 | 13'838 | 67 | 48 | 1'146 | 238 | 9 | 806 | 16'152 | 2'245 | 18'397 | 1'212 |
| 1983 | 13'498 | 60 | 47 | 1'120 | 255 | 6 | 817 | 15'803 | 2'225 | 18'028 | 1'301 |
| 1984 | 14'371 | 55 | 50 | 1'185 | 279 | 6 | 853 | 16'799 | 2'419 | 19'218 | 1'418 |
| 1985 | 14'804 | 53 | 52 | 1'233 | 285 | 8 | 880 | 17'315 | 2'602 | 19'917 | 1'496 |
| 1986 | 14'452 | 53 | 49 | 1'259 | 265 | 8 | 857 | 16'943 | 2'414 | 19'357 | 1'508 |
| 1987 | 15'229 | 53 | 52 | 1'360 | 291 | 7 | 868 | 17'860 | 3'014 | 20'874 | 1'648 |
| 1988 | 15'889 | 51 | 56 | 1'489 | 312 | 9 | 872 | 18'678 | 2'752 | 21'430 | 1'771 |
| 1989 | 16'277 | 51 | 57 | 1'558 | 319 | 7 | 885 | 19'154 | 2'669 | 21'823 | 1'858 |
| 1990 | 16'891 | 52 | 59 | 1'673 | 337 | 9 | 891 | 19'912 | 2'460 | 22'372 | 1'946 |
| 1991 | 17'328 | 49 | 59 | 1'748 | 359 | 7 | 895 | 20'445 | 2'235 | 22'680 | 2'054 |
| 1992 | 17'697 | 49 | 60 | 1'787 | 376 | 10 | 886 | 20'856 | 2'462 | 23'318 | 2'111 |
| 1993 | 17'767 | 50 | 60 | 1'817 | 400 | 149 | 712 | 20'955 | 2'573 | 23'528 | 2'110 |
| 1994 | 18'256 | 50 | 54 | 1'877 | 401 | 151 | 719 | 21'508 | 2'508 | 24'016 | 2'236 |
| 1995 | 18'820 | 60 | 59 | 1'949 | 399 | 28 | 867 | 22'182 | 2'525 | 24'707 | 2'345 |
| 1996 | 19'310 | 60 | 60 | 2'079 | 407 | 27 | 868 | 22'811 | 2'607 | 25'418 | 2'476 |
| 1997 | 19'926 | 59 | 62 | 2'204 | 421 | 29 | 867 | 23'568 | 2'920 | 26'488 | 2'635 |
| 1998 | 20'469 | 67 | 65 | 2'308 | 445 | 26 | 877 | 24'257 | 3'246 | 27'503 | 2'758 |
| 1999 | 21'150 | 49 | 66 | 2'428 | 456 | 26 | 893 | 25'068 | 3'563 | 28'631 | 2'852 |

Kleinbusse und Personenwagen seit 1986 (US-Norm 83 erfüllende)

| Jahr | Kleinbusse mit | | | Personenwagen mit | | | Total norm-erfüllende Fahrzeuge |
|------|----------------|----------------|-------|-------------------|----------------|--------|---------------------------------|
| | Benzin-antrieb | Diesel-antrieb | Total | Benzin-antrieb | Diesel-antrieb | Total | |
| 1986 | 2 | * | 2 | 528 | * | 528 | 530 |
| 1987 | 2 | * | 2 | 1'893 | * | 1'893 | 1'895 |
| 1988 | 2 | - | 2 | 3'645 | 35 | 3'680 | 3'682 |
| 1989 | 2 | - | 2 | 5'323 | 61 | 5'384 | 5'386 |
| 1990 | 8 | - | 8 | 6'984 | 80 | 7'064 | 7'012 |
| 1991 | 9 | 1 | 10 | 8'576 | 112 | 8'688 | 8'698 |
| 1992 | 7 | 1 | 8 | 9'928 | 139 | 10'067 | 10'075 |
| 1993 | 24 | 2 | 26 | 11'476 | 251 | 11'727 | 11'753 |
| 1994 | 27 | 2 | 29 | 12'835 | 303 | 13'138 | 13'167 |
| 1995 | 36 | 6 | 42 | 13'879 | 393 | 14'272 | 14'314 |
| 1996 | 42 | 6 | 48 | 15'104 | 442 | 15'546 | 15'594 |
| 1997 | 39 | 11 | 50 | 16'212 | 557 | 16'769 | 16'819 |
| 1998 | 46 | 14 | 60 | 17'153 | 672 | 17'825 | 17'885 |
| 1999 | 38 | 9 | 47 | 18'152 | 866 | 19'018 | 19'065 |

Personenwagen, US-Norm 83 erfüllende und total
Stand 1. Juli



* Zahlenangaben sind nicht erhoben worden

