

# 1998 Liechtenstein in Figures



Office of National Economy, 9490 Vaduz



Archiv - Exemplar  
Amt für Volkswirtschaft  
Statistik  
FL-9490 Vaduz

©1998 Principality of Liechtenstein

**Published by:**

Office of National Economy  
Statistics Section  
Gerberweg 5, 9490 Vaduz  
Telephone +41 75 / 236 61 11  
Fax +41 75 / 236 68 95

**Design:**

PREpress, Satz & Repro Anstalt  
9494 Schaan

**Typesetting/lithography:**

PREpress, Satz & Repro Anstalt  
9494 Schaan

**Printed by:**

Druckzentrum Lampert  
9490 Vaduz

**Cover page:**

Pfrundhaus Eschen

**Key:**

A dash (-) in place of a figure  
indicates absolute zero.

A dot (.) in place of a figure  
indicates that the figure is not  
available or has been omitted  
for other reasons.

## Table of Contents

Geographical situation	4
Climate	6
History and constitution	8
Population	10
Employment and the economy	16
Agriculture	22
Industry and skilled trades	24
Trade and services	27
National economy	31
Transport	34
Energy	36
Public finance	38
Official statistics publications	45

## Geographical situation



## Area

Area under cultivation	38.9 km <sup>2</sup>	24.3 %
Mountain pasture	25.1 km <sup>2</sup>	15.7 %
Forestry	55.6 km <sup>2</sup>	34.8 %
Unproductive land and built-up area	40.4 km <sup>2</sup>	25.2 %
Total area	160.0 km <sup>2</sup>	
of which potential construction sites	20.6 km <sup>2</sup>	12.9 %

## Geographical limits

North:	47° 16' 14" north
South:	47° 02' 54" north
West:	9° 28' 18" east
East:	9° 38' 08" east

## Municipalities: area and height

Municipality / district	Area (km <sup>2</sup> )	Height above sea level (m)	Population density (inhabitants/km <sup>2</sup> )
Vaduz	17.3	455	288
Triesen	26.4	512	154
Balzers	19.6	472	205
Triesenberg	29.8	884	83
Schaan	26.8	450	190
Planken	5.3	786	64
<b>Upland</b>	<b>125.2</b>		<b>167</b>
Eschen	10.3	453	341
Mauren	7.5	472	414
Gamprin	6.1	472	190
Ruggell	7.4	433	225
Schellenberg	3.5	626	263
<b>Lowland</b>	<b>34.8</b>		<b>298</b>
<b>Liechtenstein</b>	<b>160.0</b>		<b>196</b>

At 160 km<sup>2</sup> Liechtenstein is the fourth smallest country in Europe.

## Dimensions

24.6 km at longest point, 12.4 km at widest point.

## Highest mountain

Grauspitz: 2 599 m.

## Lowest point

Ruggeller Riet: 430 m.

## Frontiers

41.1 km with Switzerland, 34.9 km with Austria.

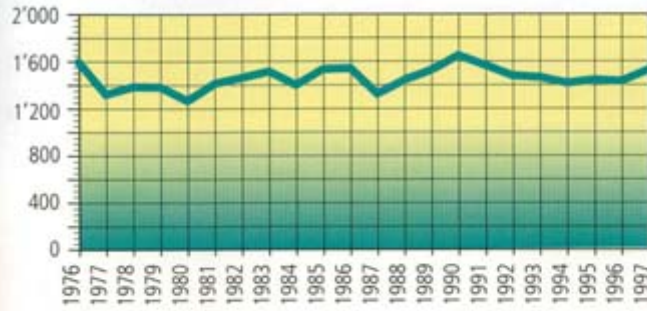
## Climate



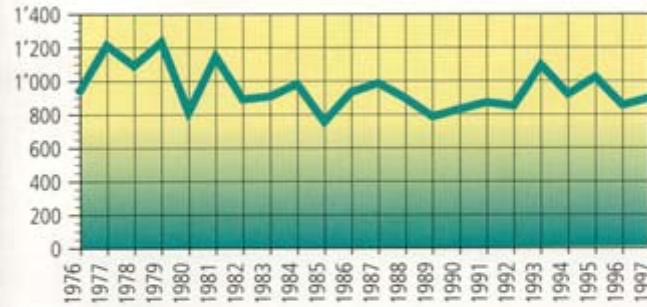
### Average temperatures in Vaduz

	1975-1994	1996	1997
January	0.6 °C	0.5 °C	-1.6 °C
February	1.3 °C	0.5 °C	5.1 °C
March	6.2 °C	3.4 °C	8.1 °C
April	9.0 °C	10.1 °C	7.8 °C
May	13.7 °C	13.6 °C	14.4 °C
June	16.4 °C	17.8 °C	16.4 °C
July	18.7 °C	17.5 °C	17.1 °C
August	18.1 °C	17.3 °C	19.4 °C
September	15.1 °C	11.4 °C	15.6 °C
October	10.5 °C	10.4 °C	9.4 °C
November	4.7 °C	6.1 °C	5.5 °C
December	1.5 °C	0.1 °C	4.4 °C
<b>Annual average</b>	<b>9.7 °C</b>	<b>9.1 °C</b>	<b>10.1 °C</b>

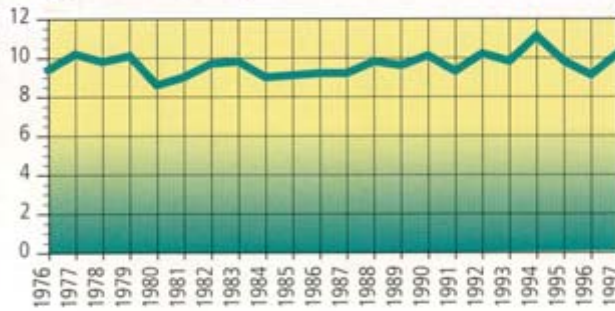
### Annual sunshine levels in hours



### Annual rainfall in mm



### Average annual temperatures in °C



## History and constitution



### History

1342	Creation of the earldom of Vaduz
1396	The earldom of Vaduz becomes directly subject to the Holy Roman Emperor
1434-37	Unification of upland (earldom of Vaduz) and lowland (domain of Schellenberg)
1699	Prince Johann Adam Andreas purchases the domain of Schellenberg and the earldom of Vaduz
1712	Vaduz and Schellenberg become the Imperial Principality of Liechtenstein
1719	Inclusion in Confederation of the Rhine: Liechtenstein becomes a sovereign state
1806	Accession to the German Confederation
1815	Customs treaty with Austria
1852	A new constitution comes into force which provides for a Landtag (parliament) to represent the people
1862	Abolition of the Liechtenstein army
1868	Cancellation of the customs treaty with Austria
1919	A new constitution comes into force; its main elements still apply today
1921	Customs treaty with Switzerland, introduction of the Swiss franc as the official currency
1924	Membership of the International Court of Justice at The Hague
1950	



1960	Supplementary protocol on participation in EFTA
1972	Supplementary agreement on inclusion in Switzerland's EC and ECSC agreements
1978	Member of the Council of Europe
1990	Liechtenstein becomes 160th member of the UN
1991	Member of EFTA
1995	Joins the European Economic Area (EEA)
1995	Joins the World Trade Organization (WTO)

### Constitution

State, constitution	The principality of Liechtenstein is a hereditary constitutional monarchy, based on a democratic parliamentary system. Power lies with the Prince and the people and is exercised by both in accordance with the provisions of the constitution (Article 2 of the 1921 Constitution).
Head of State	HSH Prince Hans-Adam II von und zu Liechtenstein, Herzog von Troppau und Jägerndorf, Graf von Rietberg, succeeded Prince Franz Josef II on 13 November 1989.
Government	Five-member collegial government nominated by parliament and appointed for four years. Head of Government: Dr Mario Frick (VU) Deputy Head of Government: Dr Michael Ritter (VU) Other members: Dr Heinz Frommelt (VU) Dr Norbert Marxer (VU) Dr Andrea Willi (VU)
Parliament	25 members elected by the people for four years in universal, direct and secret elections. Distribution of seats 1997-2001 13 seats Patriotic Union (VU) 10 seats Progressive Citizens' Party in Liechtenstein (FBPL) 2 seats Free List (FL)
Courts	Civil and criminal cases are heard initially by the Landgericht, at appeal by the Obergericht and at supreme court level by the Oberster Gerichtshof. Public law cases are dealt with by the administrative complaints authority and the Staatsgerichtshof. The courts are all in Vaduz.

## Population



### Resident population of municipalities

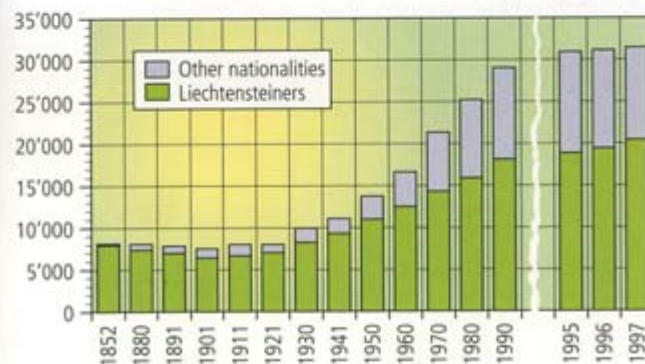
Municipality / district	Resident population (31.12.1997)
Vaduz	4'975
Triesen	4'062
Balzers	4'016
Triesenberg	2'469
Schaan	5'096
Planken	337
<b>Upland</b>	<b>20'955</b>
Eschen	3'513
Mauren	3'107
Gamprin	1'157
Ruggell	1'668
Schellenberg	920
<b>Lowland</b>	<b>10'365</b>
<b>Liechtenstein</b>	<b>31'320</b>

## Resident population since 1852

Year	Inhabitants	of which		% other nationalities
		Liechtensteiners	other nationalities <sup>1</sup>	
1852	8'162	7'939	223	2.7%
1880	8'095	7'389	706	8.7%
1891	7'864	7'003	861	10.9%
1901	7'531	6'419	1'112	14.8%
1911	8'020	6'670	1'350	16.8%
1921	8'034	7'038	996	12.4%
1930	9'948	8'257	1'691	17.0%
1941	11'094	9'309	1'785	16.1%
1950	13'757	11'006	2'751	20.0%
1960	16'628	12'494	4'134	24.9%
1970	21'350	14'304	7'046	33.0%
1980	25'215	15'913	9'302	36.9%
1990	29'032	18'123	10'909	37.6%
1995	30'923	18'840	12'083	39.1%
1996	31'143	19'429	11'714	37.6%
1997	31'320	20'590	10'730	34.3%

<sup>1</sup> including short-term residents and Confederation customs officials and their families (resident in Buchs/SG under provisions of civil law), excluding seasonal workers.

## Resident population since 1852



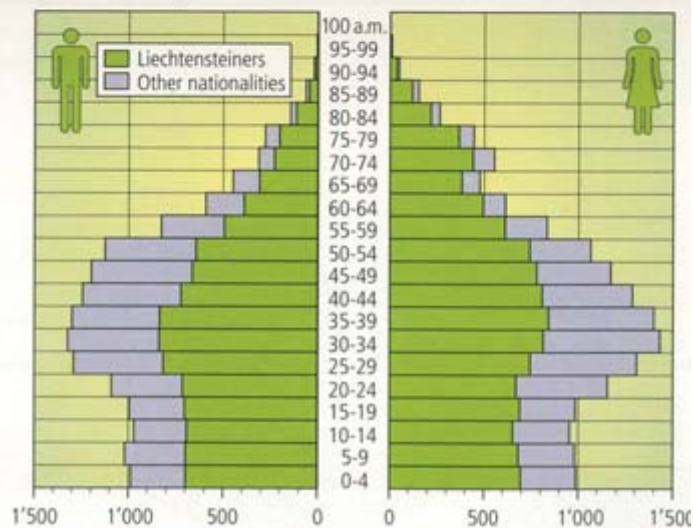
### Resident foreign population since 1930 by nationality

Year	Other nationalities	of which Swiss	Austrian	German	Italian	Other
1930	1'691	436	746	301	106	102
1941	1'785	584	733	300	60	108
1950	2'751	1'191	876	402	125	157
1960	4'143	1'536	1'184	836	376	211
1970	7'046	2'518	1'822	1'152	938	616
1980	9'302	4'055	1'945	1'029	894	1'379
1990	10'909	4'459	2'069	1'026	1'071	2'284
1995	12'083	4'863	2'224	1'114	901	2'981
1996	11'714	4'606	2'156	1'068	878	3'006
1997	10'730	3'894	2'026	1'024	816	2'970

### Resident population by age

Year	Total resident population	Age 0-14	15-64	65 -
1961	17'125	4'844	10'901	1'380
1976	24'169	5'978	16'136	2'055
1991	29'386	5'696	20'728	2'962
1996	31'143	5'855	22'065	3'223
1997	31'320	5'895	22'215	3'210

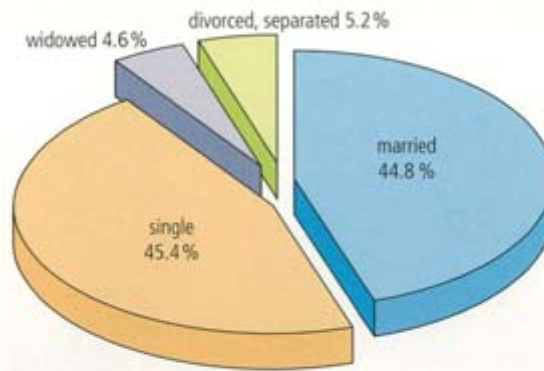
### Age distribution of resident population (31.12.1997)



## Resident population by marital status

Year	Single		Married		Separated, divorced widowed	
	men	women	men	women	men	women
1961	4'845	4'796	3'334	3'254	272	624
1976	6'308	5'985	5'317	5'106	347	1'106
1991	7'079	6'711	6'634	6'513	662	1'787
1996	7'242	6'899	7'047	6'975	887	2'093
1997	7'247	6'961	7'043	6'994	909	2'153

## Marital status (31.12.1997)



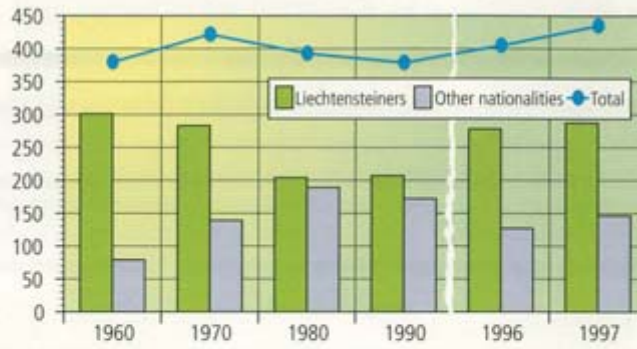
## Marriages in 1997

Total	400	100.0%
Liechtenstein men / Liechtenstein women	97	24.3%
Liechtenstein men / Women of other nationalities	102	25.5%
Men of other nationalities / Liechtenstein women	97	24.3%
Men of other nationalities / Women of other nationalities	104	25.9%

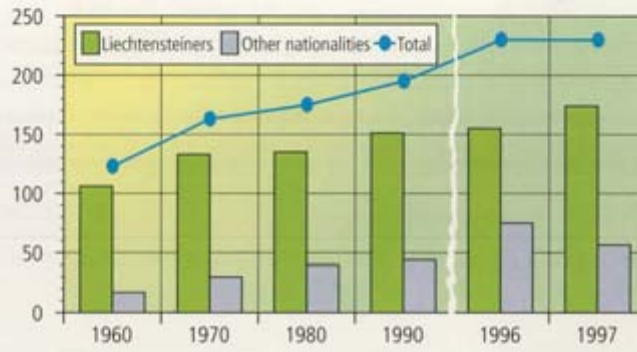
## Causes of death in 1997

Cause of death	Deaths	Men	Women
Heart and circulation diseases	93	51	42
Cancer	53	26	27
Respiratory diseases	9	5	4
Diseases of the digestive tract	7	2	5
Old age	19	6	13
Other diseases	21	13	8
Accidents and violent deaths	10	7	3
Suicides	6	5	1
Unknown (deaths reported from other countries)	12	10	2
<b>Total</b>	<b>230</b>	<b>125</b>	<b>105</b>

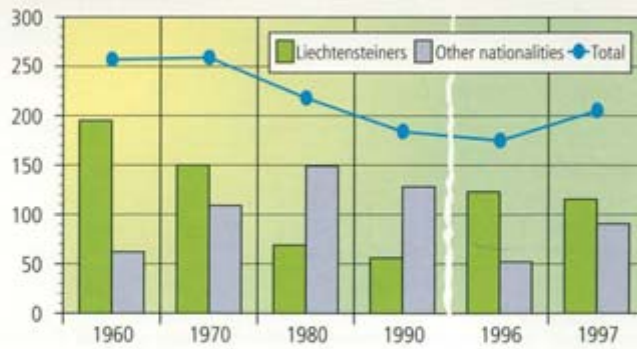
### Births



### Deaths

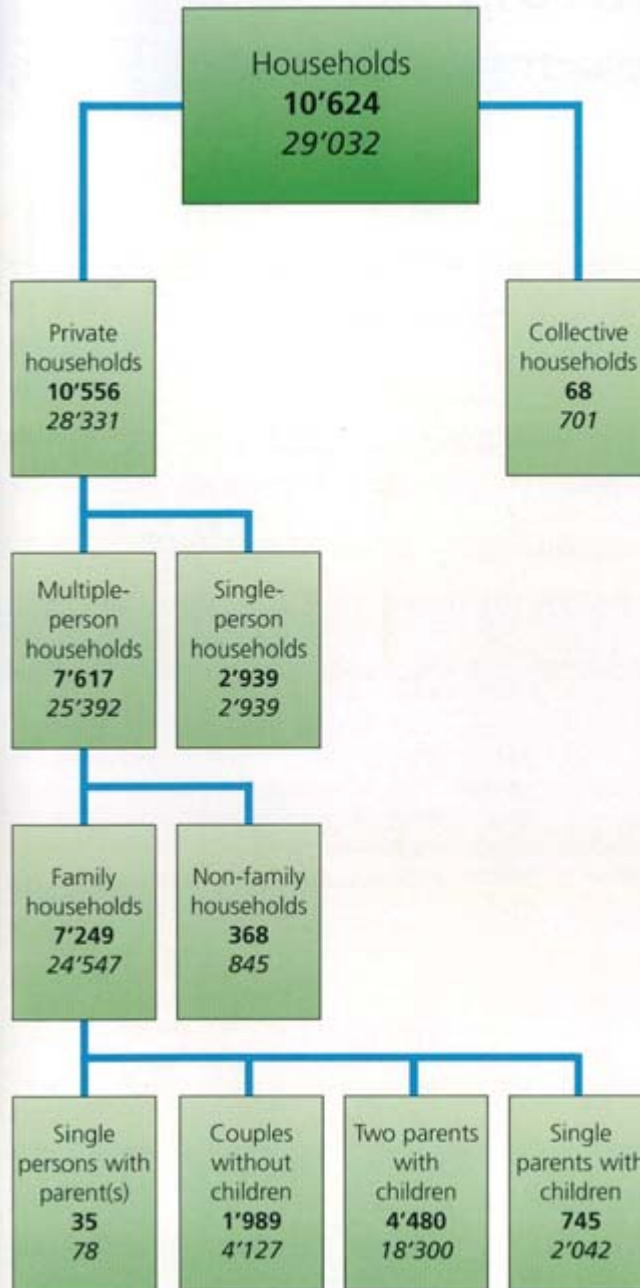


### Surplus of births



## Households in 1990

(bold: number of households; italics: number of persons)



## Employment and the economy



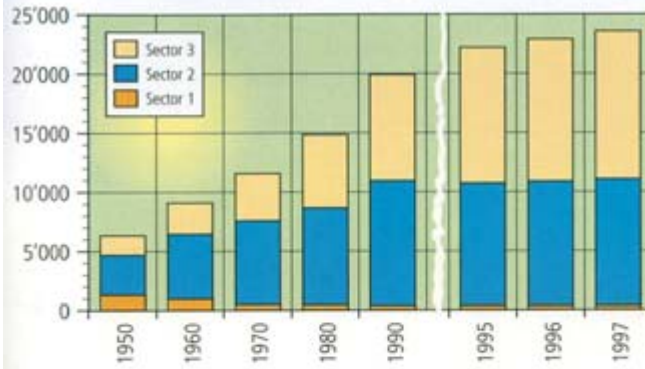
### Population and employment since 1880

Year (31 Dec)	Resident population	Resident population in gainful employment	of which outward commuters	inward commuters	Total employed	of which other nationalities
1880	8'095	3'137	.	.	.	.
1891	7'864	3'282	.	.	.	.
1901	7'531	3'120	.	.	.	.
1911	8'020	3'479	.	.	.	.
1921	8'841	4'323	.	.	.	.
1930	9'948	4'436	-	150'	4'586	.
1941	11'094	4'874	723	10'	4'161	676
1950	13'757	6'018	380	700'	6'338	2'007
1960	16'628	7'575	179	1'700'	9'096	3'893
1970	21'350	9'336	368	2'601	11'569	6'240
1980	25'215	12'266	723	3'297	14'840	8'212
1990	29'032	13'970	950'	6'885	19'905	11'933
1995	30'923	15'431	1'025	7'781	22'187	13'576
1996	31'143	15'741	1'081	8'231	22'891	13'847
1997	31'320	15'922	1'190	8'743	23'475	14'119

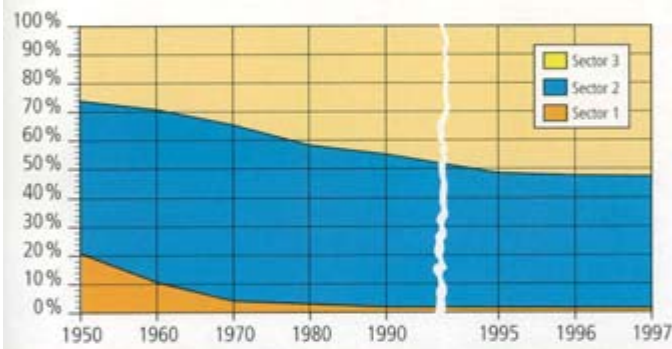
<sup>1</sup> Estimate



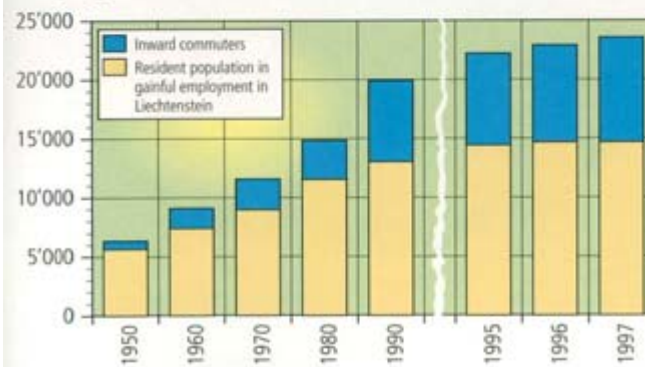
### Employment by economic sector since 1950



### Employment by economic sector since 1950 (%)



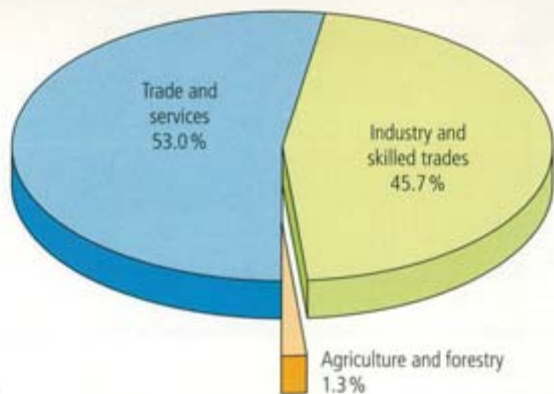
### Employment since 1950



### Employment by sector and branch (31.12.1997)

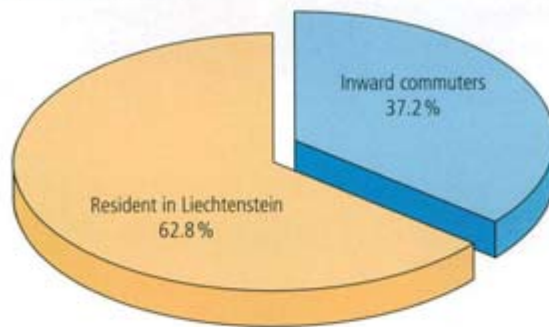
	Resident population in gainful employment	Outward commuters	Inward commuters	Employed in Liechtenstein
<b>Sector 1 (agriculture and forestry)</b>	287	2	17	302
<b>Sector 2 (industry and skilled trades)</b>	6'005	338	5'069	10'736
Mining and quarrying	31	1	8	38
Processing industries	4'427	266	4'508	8'669
Energy and water supply	166	5	10	171
Construction trades	1'381	66	543	1'858
<b>Sector 3 (trade and services)</b>	9'630	850	3'657	12'437
Retail, repairs	1'767	235	807	2'339
Hotels and restaurants	652	31	157	778
Transport, communications	505	122	211	594
Banking and insurance	1'274	41	522	1'755
Real estate, informatics, business services	1'095	91	648	1'652
Legal consultancy, trust management	945	18	466	1'393
Public administration	1'103	22	75	1'156
Education	613	41	97	669
Health and social services	877	117	282	1'042
Other services	799	132	392	1'059
<b>TOTAL</b>	<b>15'922</b>	<b>1'190</b>	<b>8'743</b>	<b>23'475</b>

### Employment by sector (31.12.1997)

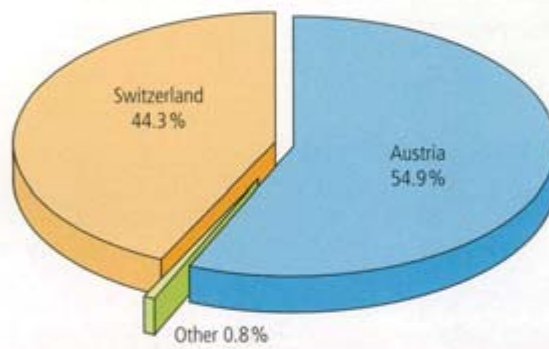


## Employment in Liechtenstein (31.12.1997)

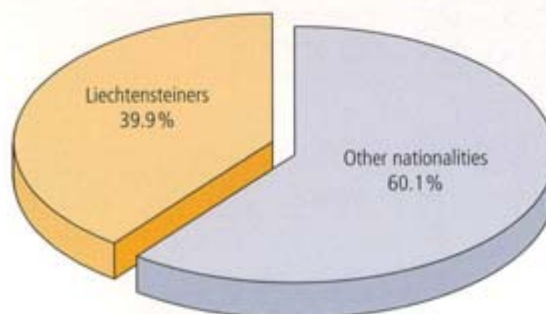
Inward commuters (%)



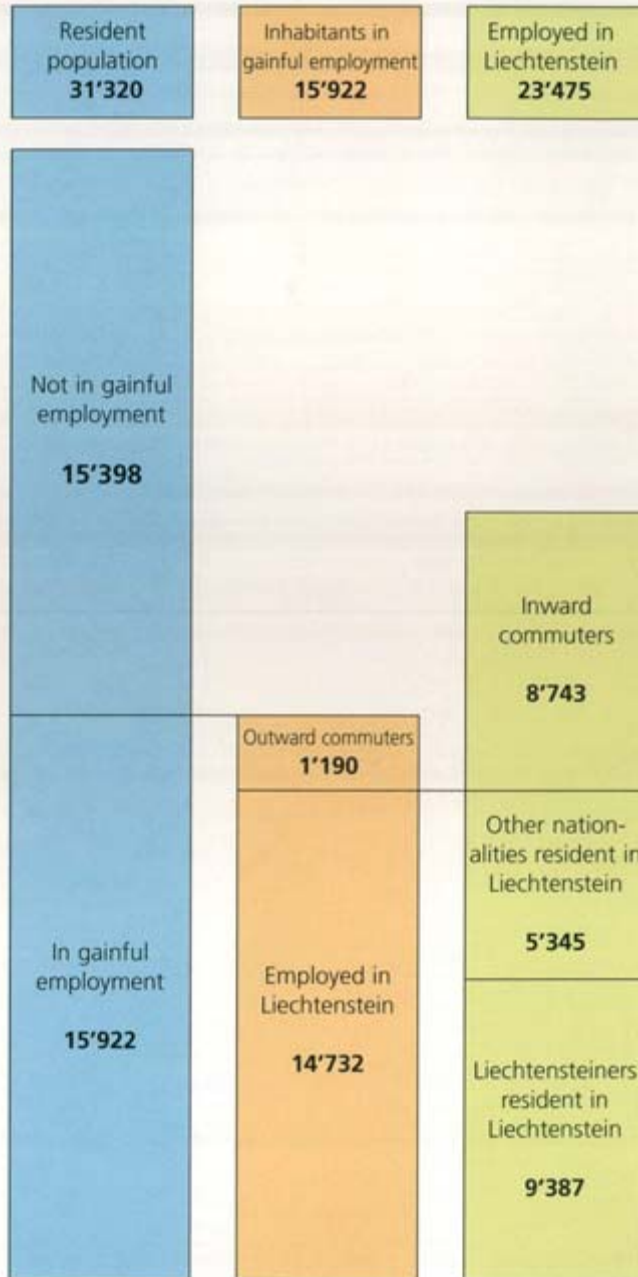
Inward commuters by residence



Other nationalities at the workplace (%)



**Total employment  
on 31 December 1997 – Summary**

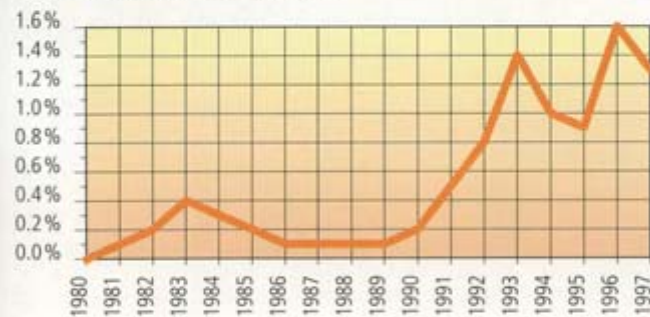


## Labour market

Year (31 Dec)	Total unemployed	Total jobseekers	Vacancies	Employed in Liechtenstein	Unemployed as percentage of employed
1980	3	29	40	14'850	0.0
1981	10	61	48	15'286	0.1
1982	24	86	70	15'323	0.2
1983	59	164	141	15'163	0.4
1984	42	149	79	15'615	0.3
1985	36	161	83	16'240	0.2
1986	15	104	87	17'078	0.1
1987	17	118	63	18'108	0.1
1988	19	78	96	18'600	0.1
1989	16	63	114	19'296	0.1
1990	29	91	45	19'905	0.2
1991	106	193	77	20'444	0.5
1992	154	251	49	20'037	0.8
1993	286	365	38	20'756	1.4
1994	217	262	46	21'109	1.0
1995	200	258	27	22'187	0.9
1996	366	397	47	22'891	1.6
1997	314	388	32	23'475	1.3

## Unemployment figures as at 31 December

as percentage of total employed



## Agriculture

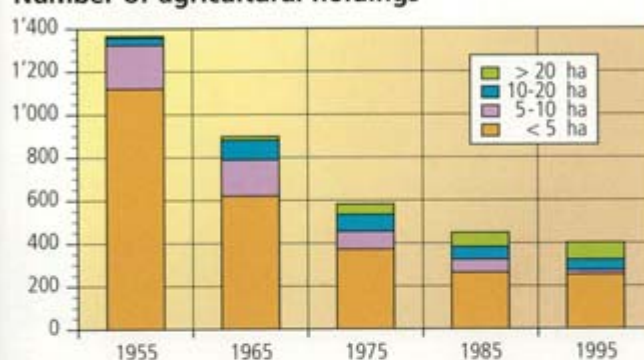


Farmland (excluding the Alps) accounts for some 24% of Liechtenstein's 16 000 ha. In 1997 1% of all those employed in Liechtenstein worked in agriculture and horticulture, while 0.3% were employed in forestry. Two thirds of the gross agricultural return comes from the dairy industry. With milk production at 13 079 tonnes in 1997 Liechtenstein was more than self-sufficient in milk and milk products.

### Agricultural holdings by size

Size in ha	1955	1965	1975	1985	1995
Total	1'365	898	582	448	401
< 5	1'120	621	372	263	253
5 - 10	203	168	83	60	20
10 - 20	34	91	78	59	49
> 20	8	18	49	66	79

### Number of agricultural holdings



### Livestock and milk production

	1955	1965	1975	1985	1995
Cattle	5'262	5'224	5'625	6'228	6'089
of which cows	2'436	2'376	2'129	2'777	2'656
Pigs	3'950	4'458	3'890	3'784	2'738
Sheep	541	832	1'861	2'373	3'118
Goats	368	95	43	125	206
Poultry	21'003	9'964	2'573	2'464	2'728
Milk production (in 1'000 kg)	4'300	5'683	6'270	12'814	12'729

Liechtenstein is a fodder-growing country. Some 2 400 ha of its agricultural land are used for cattle and other fodder animals, while mountain pasture accounts for a further 2 000 ha. Around 1 100 ha are used for arable farming, vegetables, fruit and wine production (60 000 - 100 000 l per year).

## Industry and skilled trades

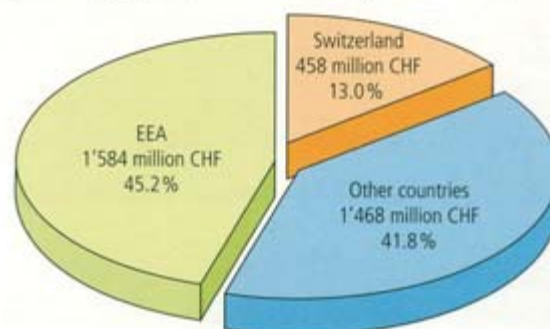


### Industrial exports since 1950<sup>1</sup>

1950	15 million CHF
1960	83 million CHF
1970	333 million CHF
1980	887 million CHF
1985	1'188 million CHF
1990	2'213 million CHF
1995	2'905 million CHF
1996	3'045 million CHF
1997	3'510 million CHF

<sup>1</sup> Only firms which are members of the Liechtenstein Chamber of Industry and Commerce

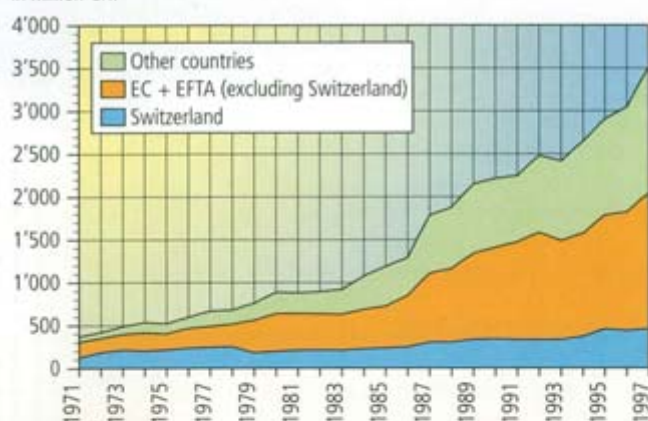
### Exports by group of countries (1997)





## Industrial exports by economic area since 1970<sup>1</sup>

in million CHF



## Employment by industrial sector<sup>1</sup>

(as at 31.12.1997)

Sector	Firms	Employees
Textiles	3	168
Engineering and equipment manufacture <sup>2</sup>	15	4'620
Chemicals and pharmaceuticals	3	738
Foodstuffs	1	521
Other	12	778
<b>Total</b>	<b>34</b>	<b>6'825</b>

## Staff in foreign branches of industrial firms<sup>1</sup>

(as at 31.12.1997)

	Number of foreign sales branches <sup>2</sup>	Number of employees			Total
		Administration, sales	Production	Research, development	
Europe <sup>3</sup>	115	7'210	7'087	558	14'855
America	24	2'694	707	15	3'416
Asia	22	1'442	549	3	1'994
Australia	3	247	-	-	247
Africa	1	85	-	-	85
<b>Total</b>	<b>165</b>	<b>11'678</b>	<b>8'343</b>	<b>576</b>	<b>20'597</b>

<sup>1</sup> only firms which are members of the Liechtenstein Chamber of Industry and Commerce (excluding banks)

<sup>2</sup> including Balzers AG works at Trübbach

<sup>3</sup> excluding Balzers AG works at Tübbach

<sup>4</sup> organisations in other countries in which Liechtenstein firms have a majority holding

## Industrial manufacturing

### Metals, engineering, equipment

- securing systems (direct and drill assembly for the construction trade, shipbuilding and steelworks)
- vacuum engineering (fine, high and ultra-high vacuum engineering) equipment for optic and electronic thin-film products
- electrical and electronic control systems
- electronic systems, measuring equipment, testing and sorting equipment
- measurement and sorting equipment
- precision tools and machinery
- heating and hot water equipment, heat recovery, waste processing equipment
- cold extrusion elements, powder metallurgy parts
- commercial vehicles (hydraulic and mobile excavators, specialised street-cleaning vehicles)
- electrical equipment, electrical components
- electro-acoustic and audio equipment
- equipment for the chemicals and heating engineering industries, tank and container construction, steel services
- heat screening shields for the motor industry
- smoke extraction ducts and exhaust piping

### Ceramics, chemicals, pharmaceuticals

- false teeth (ceramic and plastic)
- equipment for dental prophylaxis, prosthetics and dentistry
- varnish, paints, plastic coatings
- pharmaceutical preparations
- household and decorative ceramics, oven tiles

### Other

- Foodstuffs industry (preserves, deep-frozen products, prepared meals)
- form etching materials, profile projector screens
- professional lighting equipment
- furniture
- duvets and feather pillows
- embroidery and homespun fabrics
- magnetised punch sheet plate
- lead crystal and glass giftware
- non-explosive demolition material, specialised plaster and casting materials
- philately supplies

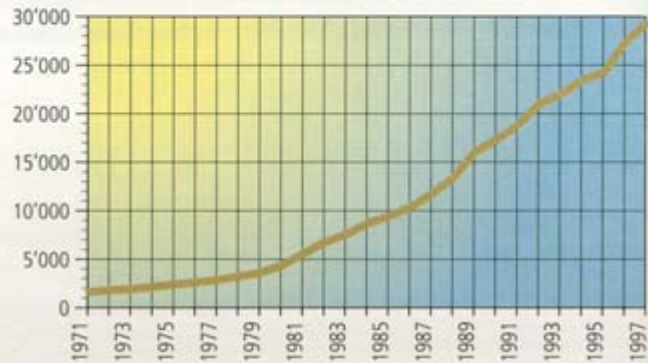
## Trade and services



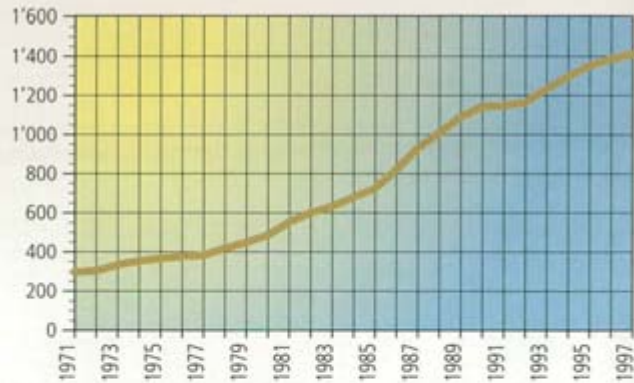
## Banks

(in million CHF)	1960	1970	1980	1990	1996	1997
Nominal balance	245	1'479	4'364	17'348	27'398	29'076
Net profit	1.7	9.8	19.6	59.4	232.5	310.4
Total staff working in Liechtenstein	96	272	485	1'144	1'386	1'407

## Nominal balance (in million CHF)



## Total staff working in Liechtenstein



## Client assets (as at 31.12.) in million CHF

	1995	1996	1997
Net client deposits <sup>1/2</sup>	30'265	37'073	46'901
Relevant capital	20'517	23'125	24'314
Trusts <sup>2</sup>	5'342	7'149	8'581
Total client assets	56'124	67'347	79'796

<sup>1/2</sup>Client deposits offset against items relevant to balance

<sup>2</sup>excluding two smaller banks

### **Domicile-establishing and holding companies**

A distinction is drawn between:

- **companies trading in Liechtenstein**  
(require permission to trade or a licence; subject to capital and earnings tax)
- **domicile-establishing and holding companies**  
(must be entered on Commercial Register; subject to special company tax and coupon tax)

**Advantages** of setting up domicile-establishing and holding companies in Liechtenstein:

- general advantages of location
- absolute fiscal secrecy
- tax advantages (tax-free income and profit distribution, lower capital tax)
- liberal formal requirements (rapid establishment at reasonable cost, no need for official authorisation, low minimum capital, free employment of capital and investment, anonymity for capital provider and recipients)

**Activities** of domicile-establishing and holding companies:

- grouping of international capital and economic interests
- grouping or control of direct investments
- real estate management
- licence exploitation for intangible rights
- all types of services
- private investment and investment management
- distribution of investment income to family welfare bodies, charities and other users

**Forms of companies:**

- association
- limited company
- limited liability company
- cooperative
- establishment (Anstalt)
- foundation
- trust enterprise
- trust
- ordinary company
- undisclosed partnership and occasional company
- collective company (public trading company)
- limited partnership

**Reforms** to the 1980 Companies Law to counter any risks of abuse resulting from these liberal rules:

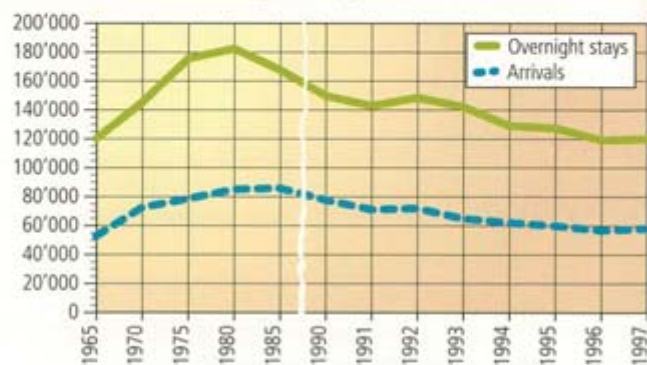
- designation of purpose (definition of sphere of activity)
- compulsory registration
- only native Liechtenstein solicitors, legal agents, trustees, auditors and patent agents allowed to practise
- skilled managers with recognised business qualifications resident in Liechtenstein
- compulsory controls (must produce and submit balance sheet, compulsory declaration)
- official cancellation possible (e.g. for bringing country into disrepute)

### Tourists staying in hotels and guest houses

Year	Hotels and guest houses <sup>1</sup>	Beds available <sup>1</sup>	Arrivals	Overnight stays
1950	.	.	11'339	29'760
1960	59	1'060	40'136	76'362
1970	70	1'415	72'421	145'247
1980	64	1'760	85'033	182'443
1990	60	1'411	77'735	149'861
1991	55	1'363	71'211	143'003
1992	56	1'392	72'000	148'218
1993	57	1'469	64'980	134'280
1994	56	1'378	62'080	129'174
1995	55	1'290	59'877	127'510
1996	52	1'252	56'751	119'264
1997	52	1'330	58'197	119'968

<sup>1</sup> as at 31 August

### Arrivals and Overnight stays



## Economy



### Currency

On 26 May 1924 the Swiss franc (CHF) was declared the legal currency of Liechtenstein and all coins, bank notes and other payment media used in Switzerland were also recognised as official payment media in Liechtenstein (1 franc = 100 rappen).

### Rate of inflation<sup>1</sup>



<sup>1</sup> Annual average of the Swiss national consumer prices index

### Income from gainful activity<sup>1</sup> since 1955

Year	million CHF
1955	32.4
1960	56.7
1965	103.6
1970	194.4
1975	371.2
1980	549.5
1985	740.7
1990	1'092.7
1995	1'409.8
1996	1'400.9
1997	1'469.4

<sup>1</sup> Income from gainful activity of those employed in Liechtenstein and with compulsory AHV (old-age and survivors) insurance (active resident population minus outward frontier commuters plus inward frontier commuters), and contributions of those not gainfully employed with voluntary AHV insurance (minimum contribution CHF 1000)

### Social policy in Liechtenstein

- sickness and maternity insurance (1910)
- occupational accident insurance (1910)
- non-occupational accident insurance (1932)
- occupational illnesses (1961)
- old-age and survivors insurance (1952)
- family allowance (1957)
- bad weather compensation in the construction industry (1957)
- promotion of home ownership (1958)
- invalidity insurance (1959)
- savings premiums (1964)
- supplementary allowances for old-age, survivors and invalidity insurance (1965)
- social assistance for individual cases (1966)
- unemployment insurance (1970)
- blind persons allowance (1971)
- widows pension (1981)
- maternity benefits (1982)
- insolvency compensation (1985)
- company pension scheme (1989)

Social security agreements with Switzerland, Austria, Germany and Italy



## **Liechtenstein as a location: advantages and disadvantages**

### **Advantages**

- social, legal and economic stability
- high level of political continuity and stability
- political neutrality and neutral neighbouring countries
- conservative-liberal stance of government and people
- well-trained population eager to work
- long working hours
- cooperation between employers and workers
- liberal economic policy
- liberal tax legislation with holding company privileges
- sound public finances
- efficient infrastructure
- little bureaucracy
- strong capital finances, low interest rates
- efficient banking system
- banking laws including strict confidentiality
- customs and currency union with Switzerland
- member of the European Economic Area
- high quality of life; short distances to travel to work, recreation areas nearby
- broad cultural spread

### **Disadvantages**

- no own raw materials
- limited labour market
- marginal position in Swiss economic area
- minor international importance
- heavily dependent on other countries
- no measures to promote economic development
- no measures to promote exports

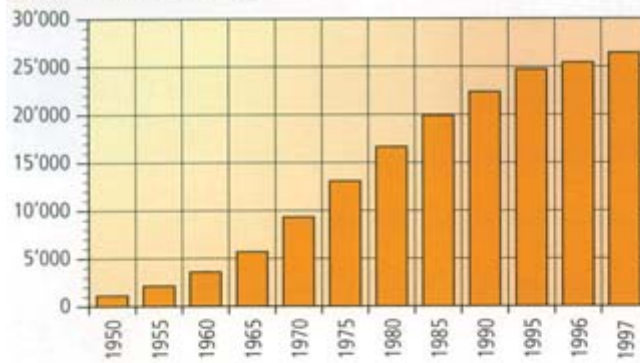
## Transport



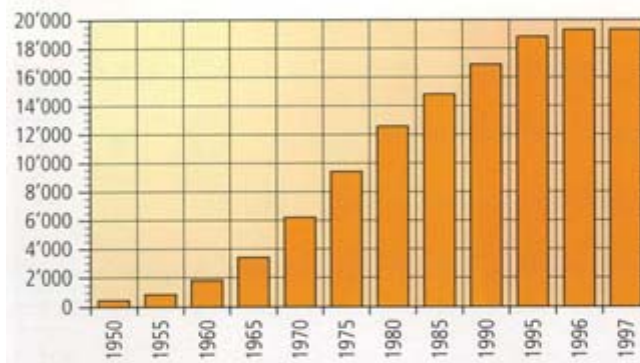
### Motor vehicles

Year	Motor vehicles		Cars	
	number	per 1'000 inhabitants	number	per 1'000 inhabitants
1950	1'132	84	472	35
1955	2'131	146	883	60
1960	3'592	221	1'815	112
1965	5'699	299	3'408	179
1970	9'322	445	6'210	297
1975	13'083	551	9'413	396
1980	16'636	645	12'569	487
1985	19'917	747	14'804	555
1990	22'372	786	16'891	594
1995	24'707	807	18'820	614
1996	25'418	822	19'310	624
1997	26'488	851	19'926	640

### Number of vehicles



### Number of cars



### Road traffic accidents

	1960	1970	1980	1990	1996	1997
Accidents	144	338	344	340	403	367
Injuries	73	90	126	115	80	83
Fatalities	8	12	9	3	3	6

### Post and telecommunications

	1975	1985	1995	1997
Post offices	12	12	12	12
Post bus travellers in 1'000s	1'603	2'026	3'008	2'914
Number of letters posted in 1'000s	8'306	11'978	16'856	16'201
Number of parcels posted in 1'000s	227	393	445	456
Telephone subscribers	7'738	12'536	19'632	19'772
Radio licence holders	5'462	8'997	11'808	12'382
Television licence holders	4'696	8'454	11'421	11'979

## Energy

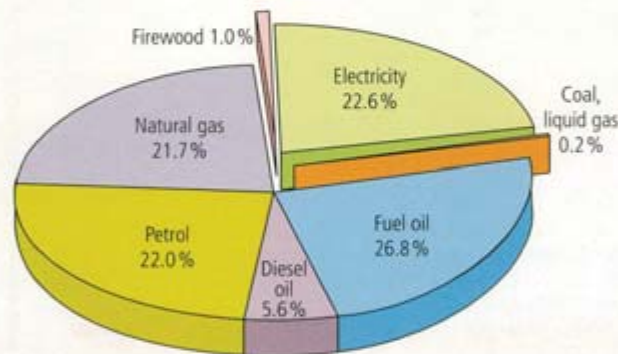


### Energy consumption/imports

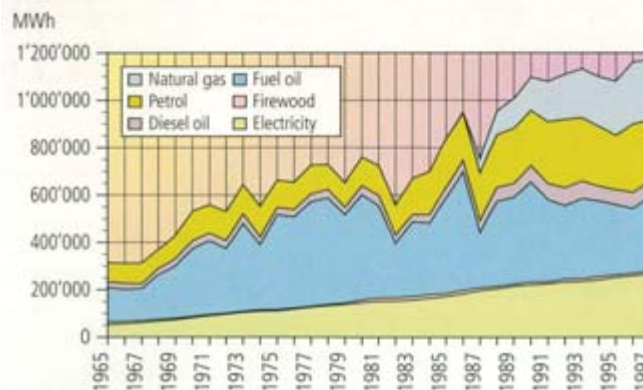
(in MWh)	1970	1980	1990	1996	1997
Electricity	81'730	144'955	221'176	259'303	265'346
Firewood	4'974	11'625	12'407	9'715	11'803
Coal <sup>1</sup>	4'197	1'661	304	155	163
Fuel oil <sup>1</sup>	286'201	443'941	420'929	273'432	313'640
Diesel oil <sup>1</sup>	33'159	37'863	69'417	68'058	66'066
Petrol <sup>1</sup>	124'336	121'175	233'050	288'913	258'271
Liquid gas <sup>1</sup>	-	27'101	3'684	2'703	1'839
Natural gas	-	-	140'705	262'318	254'441
<b>Total</b>	<b>534'597</b>	<b>788'321</b>	<b>1'101'672</b>	<b>1'164'597</b>	<b>1'171'569</b>
Self-supply	61'438	66'164	67'819	75'096	77'816
Consumption per inhabitant	25	31	38	38	37

<sup>1</sup> Imported

### Energy consumption/imports in 1997



### Energy consumption/imports since 1965



## Public finances



### Taxes in Liechtenstein

#### 1. Taxes on natural persons:

PROPERTY AND INCOME TAX  
(national and local authorities)

- 1.8 to 8.91% property tax
- 3.6 to 17.82% income tax

REAL ESTATE GAINS TAX

- 3.6 to 37.8% of the real estate profit

DEATH DUTY, INHERITANCE TAX AND GIFT TAX

- progressive according to degree of relationship and size of assets
- rate of tax:
  - death duty: 1 to 5%
  - inheritance and gift tax: 0.5 to 27%

#### 2. Company taxes

FORMATION TAX (DUTY)

- upon formation of a company and capital increase
- rate of tax: 3% or 2% for foundations, minimum CHF 200.

#### CAPITAL AND EARNINGS TAX

- levied on companies trading in Liechtenstein
- capital tax: 2‰
- earnings tax: 7.5 to 20%

#### SPECIAL COMPANY TAX

- capital tax on capital and reserves of domicile-establishing and holding companies
- rate of tax: 1‰, minimum CHF 1000

#### COUPON TAX

- levied on capital interest coupons from legal persons, bonds, shares in investment trusts, etc.
- rate of tax: 4%

#### STAMP DUTY

- stamp duty on domestic equities: usually 3%
- transaction duty on transfers of securities: 1.5 or 3‰

#### TAXES ON FOREIGN INSURANCE COMPANIES

- replaces capital and earnings tax
- 1% on premium receipts from life and old-age insurance
- 2% on all other premium receipts

### 3. Excise duties:

#### VALUE-ADDED TAX (since 1.1.1995)

- 6.5% tax on supplies of goods and services, some at reduced rate of 2%

#### MOTOR VEHICLE TAX

- levied on registered vehicles
- CHF 100 - 1940 depending on capacity or weight

#### CUSTOMS DUTIES

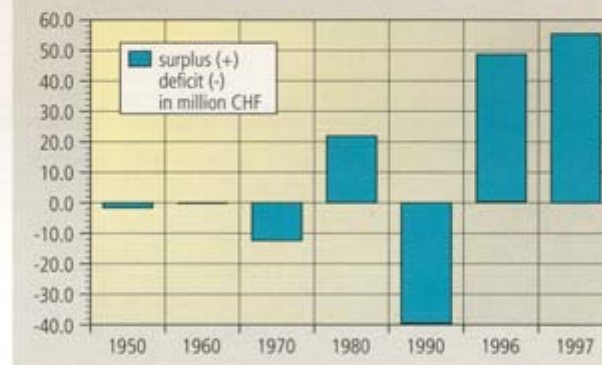
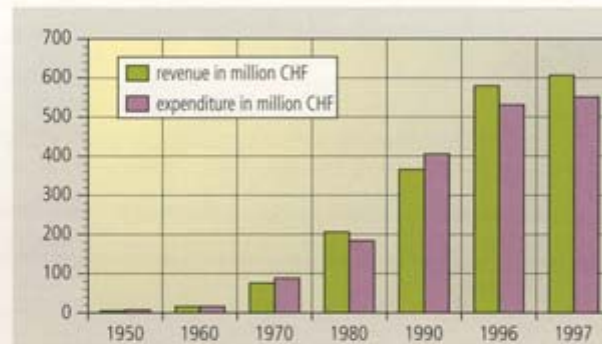
### 4. Local taxes:

LOCAL AUTHORITY SURCHARGE	- on the national property and income tax (180 - 220%)
TICKET TAX	- 10% of the entrance fee for public events
DOG LICENCE	- CHF 20 - 100
HOUSEHOLD CHARGE	- flat-rate charge for use of local infrastructure: CHF 20 - 50

## National and local finances

### Total national budget in million CHF

	Revenue	Expenditure	% investments	Surplus (+) deficit (-)
1950	5.3	7.0	38.6%	-1.6
1960	15.8	16.0	39.1%	-0.2
1970	75.7	88.1	43.6%	-12.4
1980	205.8	183.8	24.0%	21.9
1990	365.8	405.3	27.4%	-39.5
1996	579.5	530.9	15.0%	48.5
1997	606.0	550.9	15.4%	55.1



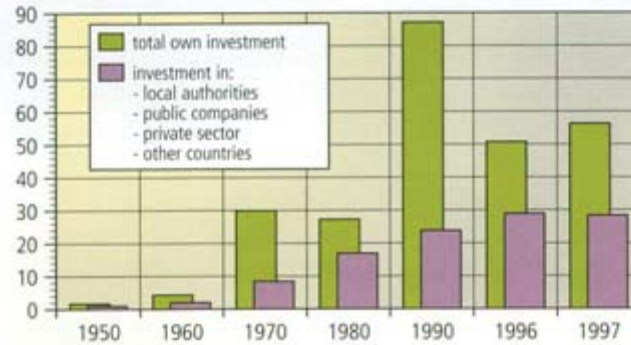
### National capital expenditure account in million CHF

	1950	1960	1970	1980	1990	1996	1997
Own investment	1.7	4.3	29.9	27.2	87.2	50.7	56.3
Investment in local authorities, public companies, private sector, other countries	1.0	2.0	8.5	16.9	23.8	28.9	28.6
Total investment	2.7	6.3	38.4	44.1	111.0	79.6	84.9



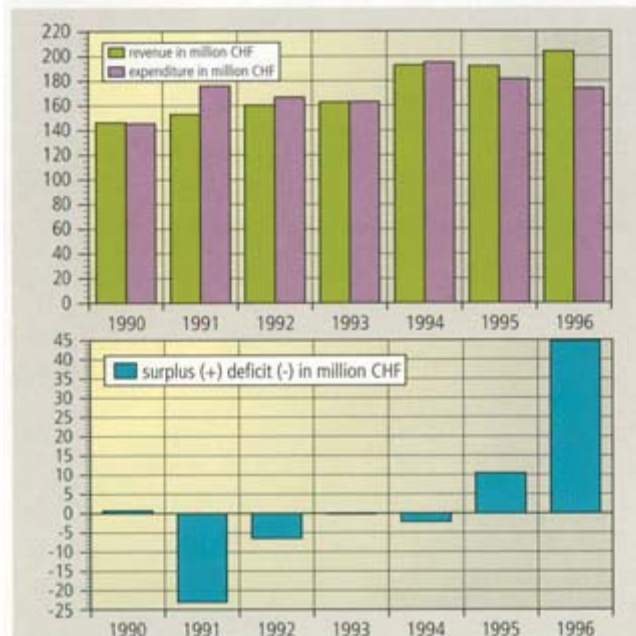
### National capital expenditure account since 1950

in million CHF



### Total local authority budgets in million CHF

Year	Revenue	Expenditure	% investment	Surplus (+) deficit (-)
1990	146.3	145.6	52.1 %	0.7
1991	152.9	175.9	51.8 %	-23.0
1992	160.2	166.7	44.9 %	-6.5
1993	162.8	163.0	42.5 %	-0.2
1994	192.7	194.9	46.5 %	-2.2
1995	205.5	195.1	38.0 %	10.4
1996	217.9	173.0	38.6 %	44.9

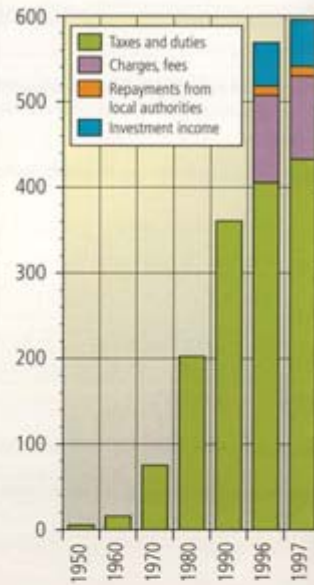


## National budget 1997

### Current account profit

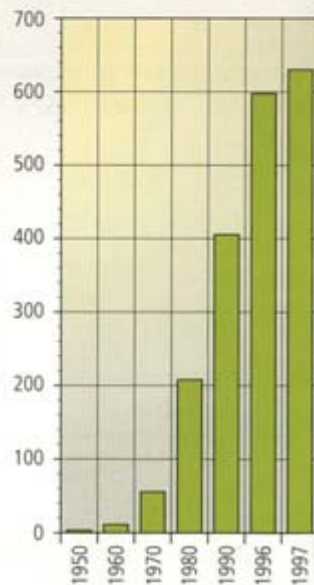
By earnings groups in million CHF

Taxes and duties	433.5	72.7%
Charges, fees	97.0	16.3%
Repayments from local authorities	11.3	1.9%
Investment income	54.5	9.1%
<b>Liquidity profit</b>	<b>596.3</b>	<b>100.0%</b>
Internal clearing	2.4	
Fund withdrawals	30.0	
<b>Total</b>	<b>628.7</b>	



By field of responsibilities in million CHF

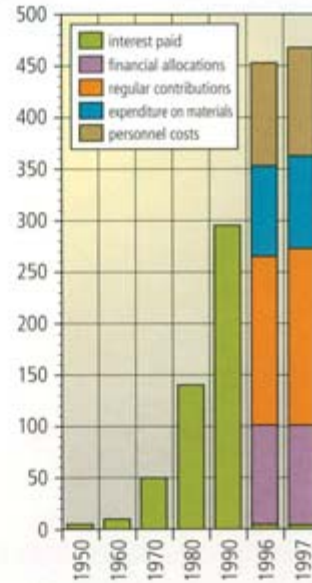
General administration	4.1	0.7%
Public safety	17.8	2.8%
Education	10.4	1.7%
Culture, leisure, health	2.4	0.4%
Social welfare	2.2	0.3%
Transport	70.1	11.2%
Environment, town and country planning	0.2	0.0%
Economy	2.7	0.4%
Finance, taxation	518.8	82.5%
<b>Total</b>	<b>628.7</b>	<b>100.0%</b>



## Current account expenditure

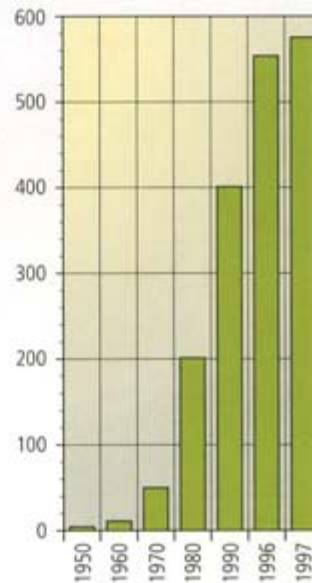
By subject category in million CHF

Personnel costs	104.6	22.4%
Expenditure on materials	89.5	19.2%
Regular contributions	171.2	36.7%
Financial allocations	96.7	20.8%
Interest paid	4.0	0.9%
<b>Liquidity expenditure</b>	<b>466.0</b>	<b>100.0%</b>
Internal clearing	2.4	
Fund deposits	50.6	
Amounts written off	58.7	
<b>Total</b>	<b>577.7</b>	



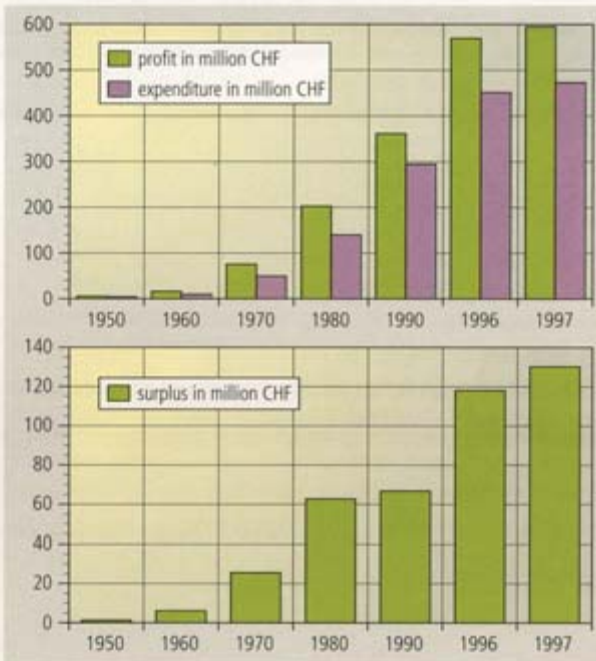
By area of responsibilities in million CHF

General administration	47.8	8.3%
Public safety	25.4	4.4%
Education	88.7	15.3%
Culture, leisure, health	26.6	4.6%
Social welfare	86.1	14.9%
Transport	69.1	12.0%
Environment, town and country planning	3.3	0.6%
Economy	19.2	3.3%
Finance, taxation	211.5	36.6%
<b>Total</b>	<b>577.7</b>	<b>100.0%</b>



**Development of liquidity profit and expenditure  
in million CHF**

	1950	1960	1970	1980	1990	1996	1997
Profit	5.3	15.8	75.3	202.5	361.1	569.4	596.2
Expenditure	4.2	9.7	49.7	139.8	294.3	451.3	466.0
Surplus	1.1	6.1	25.6	62.7	66.8	118.1	130.2



## Official statistics publications

	Published
Statistical yearbook	Annually
Liechtenstein in Figures	Annually
Census (several volumes)	10-yearly
Resident population	Annually
Statistics on other nationalities	Every four months
Marital status statistics	Annually
Naturalisation statistics	Occasionally
Children's names	Annually
Statistics on jobs	Annually
Statistics on businesses	(5-) 10-yearly
Economic trends	Quarterly
Statistics on agricultural holdings	5-yearly
Statistics on fruit trees	Occasionally
Statistics on livestock	Occasionally
Construction statistics	Annually/quarterly
Tourism statistics	Annually/summer, winter seasons
Banking statistics	Annually
Sickness funds statistics	Annually
Consumer prices index	Monthly
Motor vehicle statistics	Annually
New motor vehicles on the road	Monthly/annually
Energy statistics	Annually
List of publications	Occasionally

In some cases the specialised official statistics publications are more detailed and up-to-date than the corresponding tables in the Statistical Yearbook. All publications apart from the Statistical Yearbook may be obtained free of charge from the Amt für Volkswirtschaft, Vaduz. The Statistical Yearbook costs CHF 35 plus CHF 5 p+p.



**End cover:**

1998 stamps may be obtained from the Postwertzeichenstelle der Fürstlichen Regierung (Postage Stamp Centre of the Principality of Liechtenstein), Städtle 38, FL-9490 Vaduz.  
Tel +41 75 / 236 64 44, e-mail: stamp@news.li

**Europa 98 (National Festivals)**

90 Rp National Holiday  
SFr 1.10 Festival of the Musical Societies

**Homage to Liechtenstein (Heinz Mack, Germany)**

70 Rp Homage to Liechtenstein  
70 Rp Between waking and dreaming  
70 Rp Verano (summer)  
70 Rp Salute Chirico!

**Commemorative stamps**

SFr 1.70 75 years of customs union  
SFr 1.80 Football World Championship in France 1998

**Fun at writing (pictures by Paul Flora)**

70 Rp Clown with Lady  
70 Rp Clown with Four-Leaf Clover  
70 Rp Greeting Clown  
70 Rp Clown with Heart

**Views of the villages (permanent stamps)**

SFr 2.- Gamprin  
SFr 4.- Triesenberg

**The Year of the Revolution 1848**

SFr 1.80 John the drummer

**Old Crafts**

90 Rp Cooper  
SFr 2.20 Wooden Shoemaker  
SFr 3.50 Cartwright

**Christmas (relief of birth of Christ, Mauren)**

70 Rp Blessed Virgin Mary  
90 Rp Birth of Christ  
SFr 1.10 Saint Joseph

**Historical buildings**

90 Rp „Zum Löwen“ Inn  
SFr 1.70 St. George's Chapel  
SFr 1.80 Farmhouses in the „Winkel“ area

**100 years of the telephone in Liechtenstein**

SFr 2.80 100 years of the telephone in Liechtenstein

